




**BELGARD**<sup>®</sup>  
PAVES THE WAY<sup>®</sup>

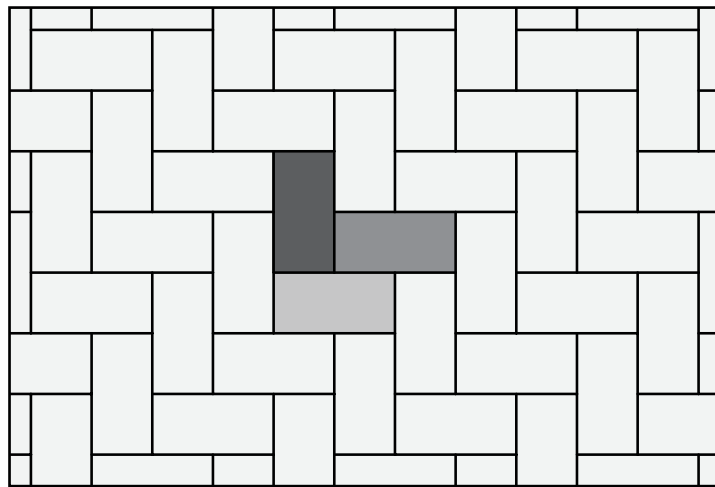
**LAYING GUIDES**  
Dimensions<sup>™</sup> / Origins<sup>™</sup>

# BASIC TRADITIONAL PATTERNS

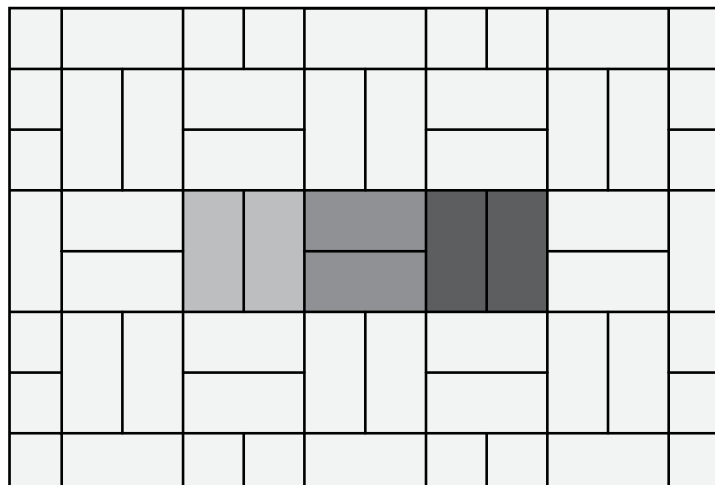
---




Running Bond




90° Herringbone




Basket Weave



Pattern A



Pattern B



Pattern C

**NOTES:**

AutoCAD® hatch pattern files can be downloaded from belgard.com for use in architectural drawings.


Some patterns may not necessarily reflect the percentages of stone sizes within a particular pallet. In some cases you may have extras in one or more of the sizes. This must be accounted for in your planning and design.

17% 3 x 6

33% 6 x 6

50% 6 x 9

Percentages are based on area by paver.



### PATTERN B

17% 3 x 6

33% 6 x 6


50% 6 x 9

#### NOTES:

AutoCAD® hatch pattern files can be downloaded from [belgard.com](http://belgard.com) for use in architectural drawings.

Some patterns may not necessarily reflect the percentages of stone sizes within a particular pallet. In some cases you may have extras in one or more of the sizes. This must be accounted for in your planning and design.

Percentages are based on area by paver.



**NOTES:**

AutoCAD® hatch pattern files can be downloaded from belgard.com for use in architectural drawings.


Some patterns may not necessarily reflect the percentages of stone sizes within a particular pallet. In some cases you may have extras in one or more of the sizes. This must be accounted for in your planning and design.


17% 3 x 6

33% 6 x 6


50% 6 x 9

Percentages are based on area by paver.






Pattern A



Pattern B



Pattern C

### PATTERN A

17% 6 x 12

33% 12 x 12


50% 12 x 18

#### NOTES:

AutoCAD® hatch pattern files can be downloaded from [belgard.com](http://belgard.com) for use in architectural drawings.

Some patterns may not necessarily reflect the percentages of stone sizes within a particular pallet. In some cases you may have extras in one or more of the sizes. This must be accounted for in your planning and design.

Percentages are based on area by paver.





### PATTERN B

**NOTES:**

AutoCAD® hatch pattern files can be downloaded from [belgard.com](http://belgard.com) for use in architectural drawings.


Some patterns may not necessarily reflect the percentages of stone sizes within a particular pallet. In some cases you may have extras in one or more of the sizes. This must be accounted for in your planning and design.

17% 6 x 12

33% 12 x 12

50% 12 x 18

Percentages are based on area by paver.



**NOTES:**

AutoCAD® hatch pattern files can be downloaded from belgard.com for use in architectural drawings.


Some patterns may not necessarily reflect the percentages of stone sizes within a particular pallet. In some cases you may have extras in one or more of the sizes. This must be accounted for in your planning and design.


17% 6 x 12

33% 12 x 12


50% 12 x 18

Percentages are based on area by paver.





Pattern A



Pattern B

**NOTES:**

AutoCAD® hatch pattern files can be downloaded from belgard.com for use in architectural drawings.


Some patterns may not necessarily reflect the percentages of stone sizes within a particular pallet. In some cases you may have extras in one or more of the sizes. This must be accounted for in your planning and design.

20% 9 x 18

20% 18 x 18

60% 18 x 27

Percentages are based on area by paver.



### PATTERN B

**NOTES:**

AutoCAD® hatch pattern files can be downloaded from [belgard.com](http://belgard.com) for use in architectural drawings.

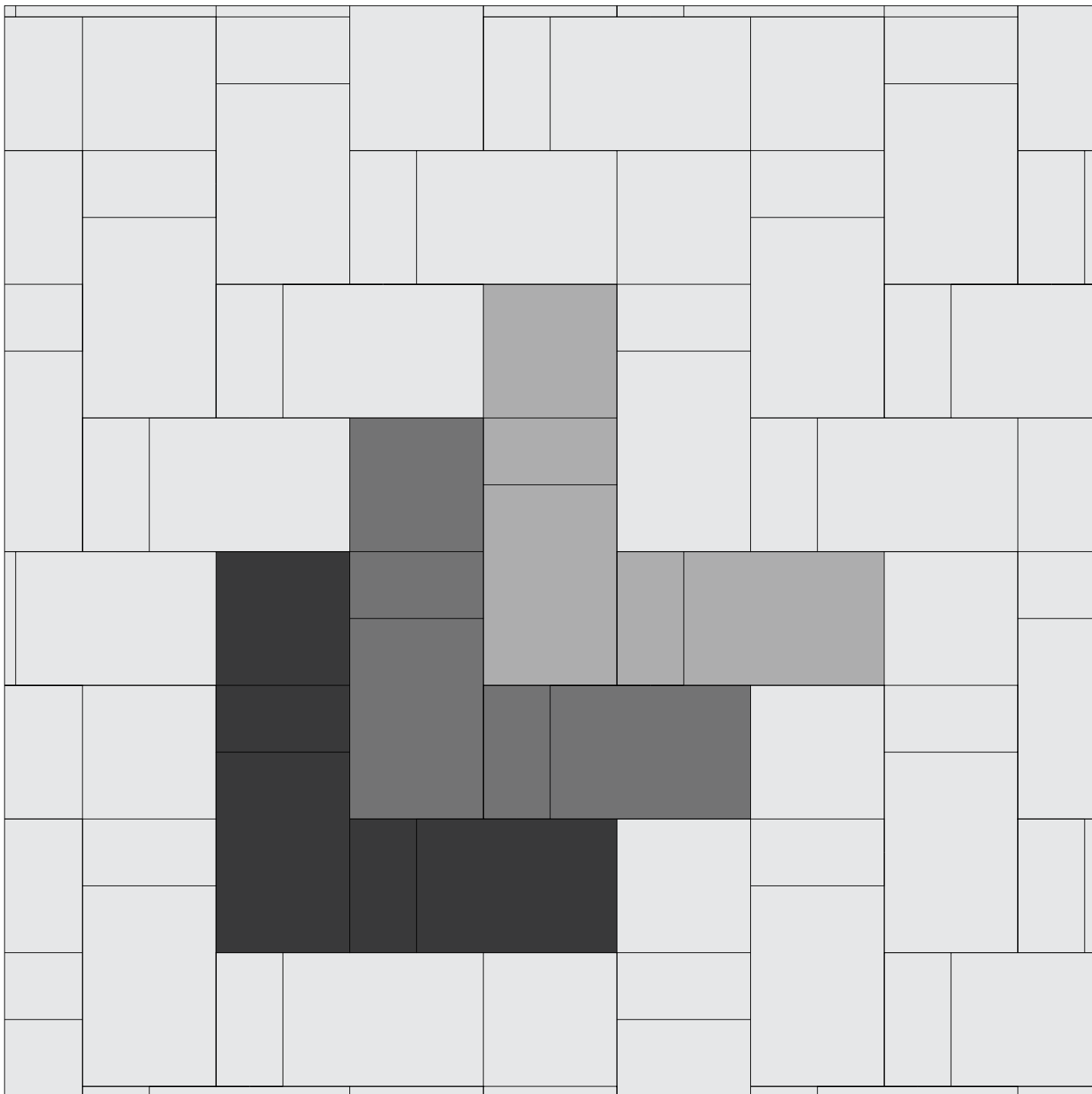
Some patterns may not necessarily reflect the percentages of stone sizes within a particular pallet. In some cases you may have extras in one or more of the sizes. This must be accounted for in your planning and design.

20% 9 x 18

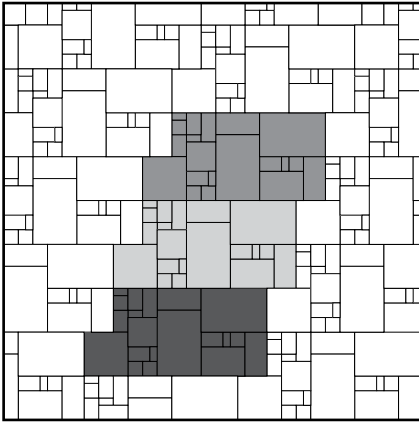
20% 18 x 18

60% 18 x 27

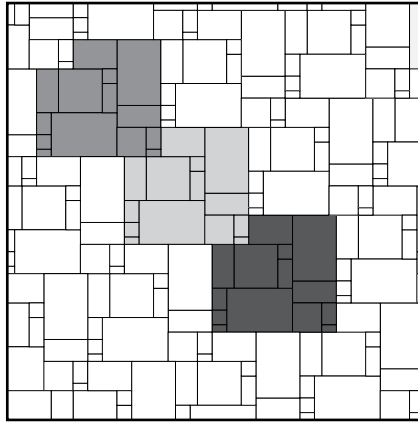
Percentages are based on area by paver.




# DIMENSIONS™/ORIGINS™ MIXED PATTERNS




6, 12, 18 Pattern A




6, 12, 18 Pattern B



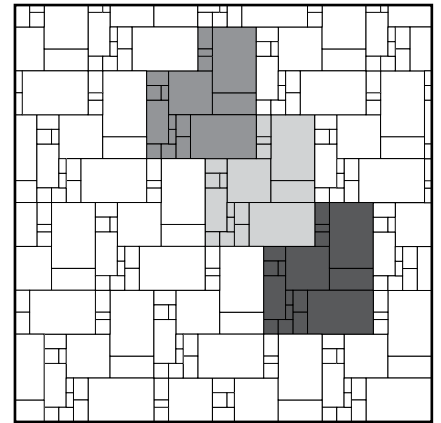
6 & 12 Pattern A




6 & 12 Pattern B




6 & 12 Pattern C




6 & 18 Pattern A



12 & 18 Pattern A



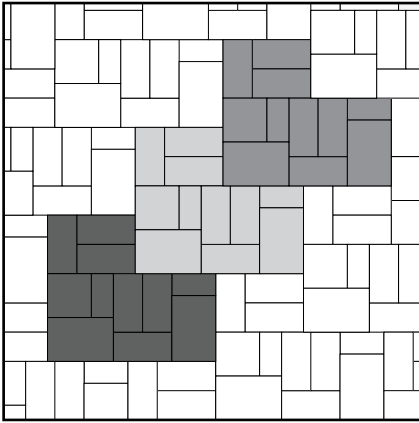
12 & 12 x 24 Pattern A



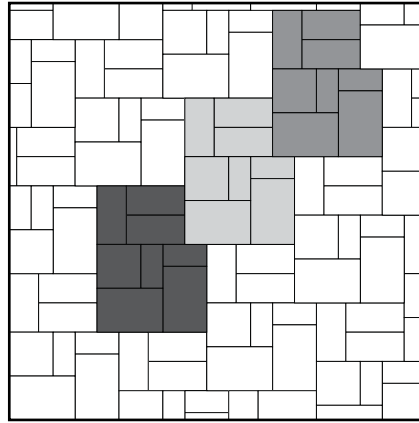
12 & 12 x 24 Pattern B

# DIMENSIONS™/ORIGINS™ MIXED PATTERNS

---



18 & 12 x 24 Pattern A



18 & 12 x 24 Pattern B

**NOTES:**

AutoCAD® hatch pattern files can be downloaded from belgard.com for use in architectural drawings.


Some patterns may not necessarily reflect the percentages of stone sizes within a particular pallet. In some cases you may have extras in one or more of the sizes. This must be accounted for in your planning and design.

30% Dimensions/Origins 6

15% Dimensions/Origins 12

55% Dimensions/Origins 18

Percentages are based on area by paver.





**NOTES:**

AutoCAD® hatch pattern files can be downloaded from belgard.com for use in architectural drawings.


Some patterns may not necessarily reflect the percentages of stone sizes within a particular pallet. In some cases you may have extras in one or more of the sizes. This must be accounted for in your planning and design.

17.5% Dimensions/Origins 6

17.5% Dimensions/Origins 12

65% Dimensions/Origins 18

Percentages are based on area by paver.



**NOTES:**


AutoCAD® hatch pattern files can be downloaded from belgard.com for use in architectural drawings.

Some patterns may not necessarily reflect the percentages of stone sizes within a particular pallet. In some cases you may have extras in one or more of the sizes. This must be accounted for in your planning and design.

66.6% Dimensions/Origins 6

33.3% Dimensions/Origins 12

Percentages are based on area by paver.



**NOTES:**


AutoCAD® hatch pattern files can be downloaded from belgard.com for use in architectural drawings.

Some patterns may not necessarily reflect the percentages of stone sizes within a particular pallet. In some cases you may have extras in one or more of the sizes. This must be accounted for in your planning and design.

**66.6% Dimensions/Origins 6**

**33.3% Dimensions/Origins 12**

Percentages are based on area by paver.



**NOTES:**


AutoCAD® hatch pattern files can be downloaded from belgard.com for use in architectural drawings.

Some patterns may not necessarily reflect the percentages of stone sizes within a particular pallet. In some cases you may have extras in one or more of the sizes. This must be accounted for in your planning and design.

66.6% Dimensions/Origins 6

33.3% Dimensions/Origins 12

Percentages are based on area by paver.



**NOTES:**


AutoCAD® hatch pattern files can be downloaded from belgard.com for use in architectural drawings.

Some patterns may not necessarily reflect the percentages of stone sizes within a particular pallet. In some cases you may have extras in one or more of the sizes. This must be accounted for in your planning and design.

35% Dimensions/Origins 6

65% Dimensions/Origins 18

Percentages are based on area by paver.



**NOTES:**


AutoCAD® hatch pattern files can be downloaded from belgard.com for use in architectural drawings.

Some patterns may not necessarily reflect the percentages of stone sizes within a particular pallet. In some cases you may have extras in one or more of the sizes. This must be accounted for in your planning and design.

52% Dimensions/Origins 12

48% Dimensions/Origins 18

Percentages are based on area by paver.



**NOTES:**


AutoCAD® hatch pattern files can be downloaded from belgard.com for use in architectural drawings.

Some patterns may not necessarily reflect the percentages of stone sizes within a particular pallet. In some cases you may have extras in one or more of the sizes. This must be accounted for in your planning and design.

43% Dimensions/Origins 12

57% Dimensions/Origins 12 x 24

Percentages are based on area by paver.



**NOTES:**


AutoCAD® hatch pattern files can be downloaded from belgard.com for use in architectural drawings.

Some patterns may not necessarily reflect the percentages of stone sizes within a particular pallet. In some cases you may have extras in one or more of the sizes. This must be accounted for in your planning and design.

40% Dimensions/Origins 12

60% Dimensions/Origins 12 x 24

Percentages are based on area by paver.





**NOTES:**

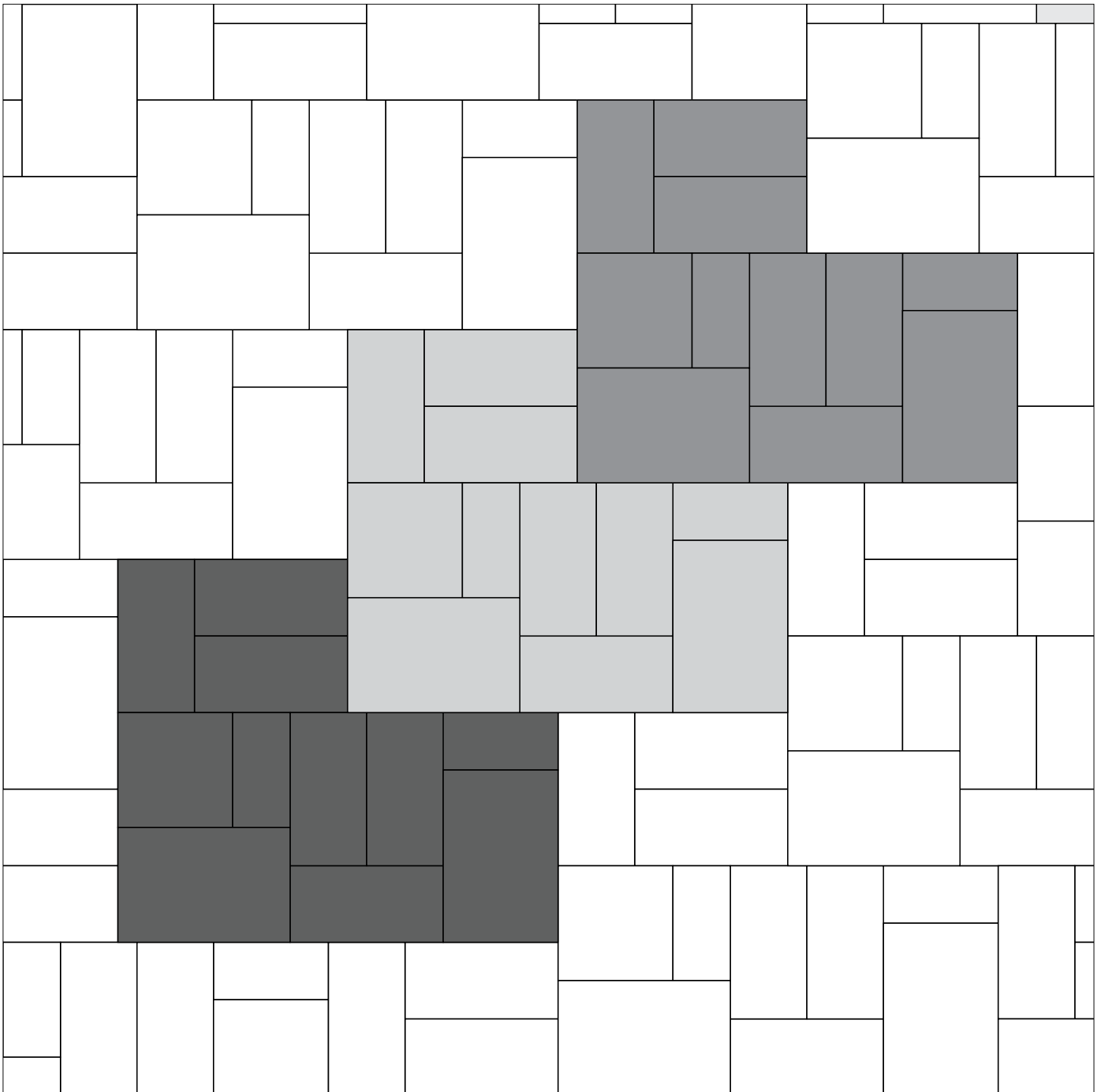
AutoCAD® hatch pattern files can be downloaded from belgard.com for use in architectural drawings.

Some patterns may not necessarily reflect the percentages of stone sizes within a particular pallet. In some cases you may have extras in one or more of the sizes. This must be accounted for in your planning and design.

48% Dimensions/Origins 18

52% Dimensions/Origins 12 x 24

Percentages are based on area by paver.



**NOTES:**

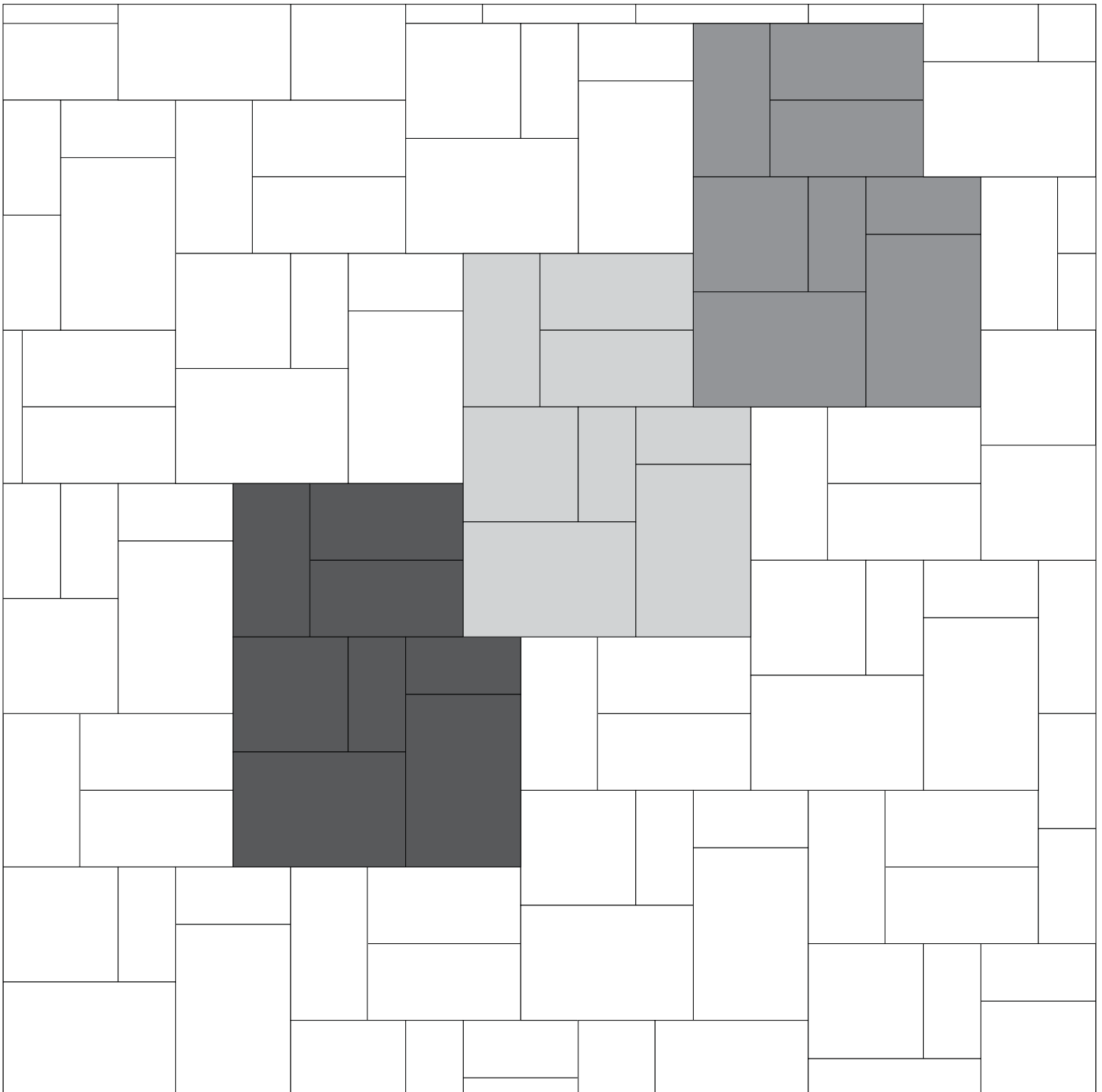
AutoCAD® hatch pattern files can be downloaded from belgard.com for use in architectural drawings.

Some patterns may not necessarily reflect the percentages of stone sizes within a particular pallet. In some cases you may have extras in one or more of the sizes. This must be accounted for in your planning and design.

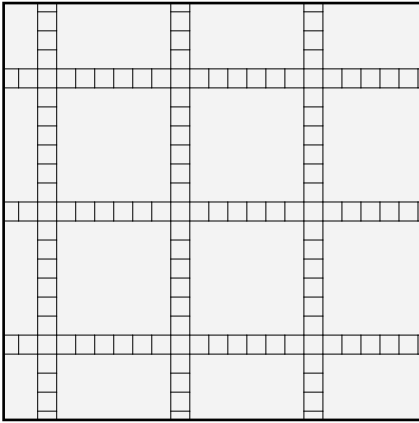
65% Dimensions/Origins 18

35% Dimensions/Origins 12 x 24

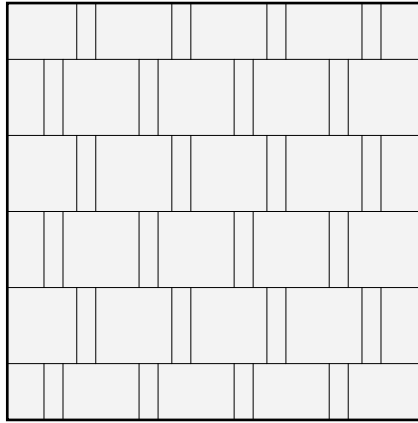
Percentages are based on area by paver.




# DIMENSIONS/ORIGINS CREATIVE PATTERNS



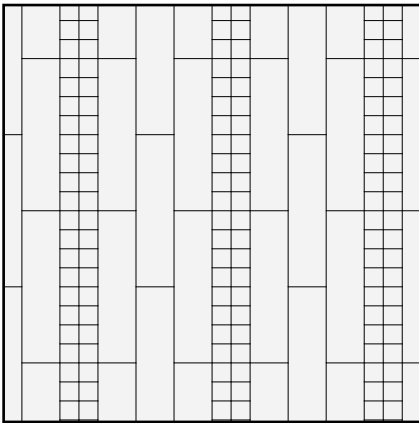
Pattern




Pattern 1a




Pattern 2a



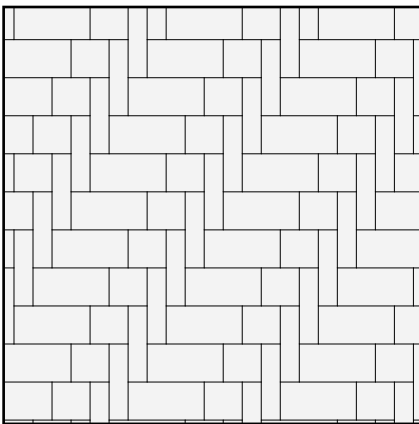
Pattern 3a




Pattern 4a



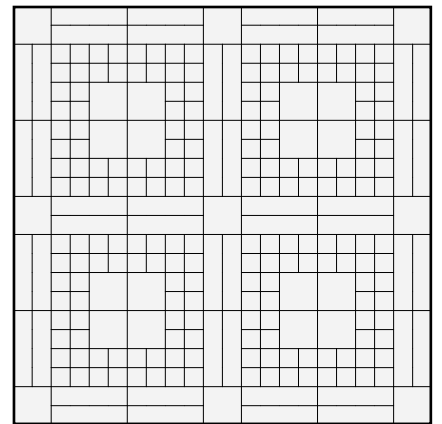
Pattern 5a



Pattern 6a




Pattern 7a



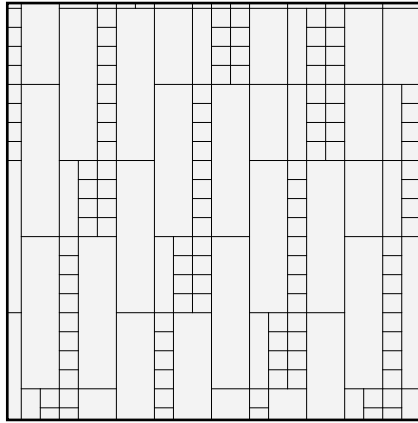
Pattern 8a

# DIMENSIONS/ORIGINS CREATIVE PATTERNS


---




Pattern 9a



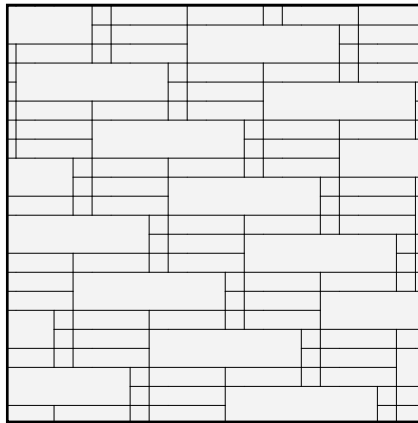
Pattern 10a



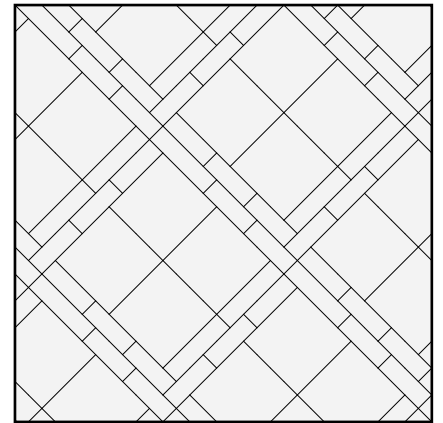
Pattern 11a




Pattern 12a



Pattern 13a



Pattern 14a



Pattern 15

