

# ORIGINS™

PAVER

EMULATES THE LOOK AND TEXTURE OF NATURAL STONE  
WITH THE CONVENIENCE OF MODULAR SIZING



**BELGARD**  
PAVES THE WAY™







# ORIGINS™

## PAVER

EMULATES THE LOOK AND TEXTURE OF NATURAL STONE WITH THE CONVENIENCE OF MODULAR SIZING

### 📏 FEATURES & BENEFITS

- True installed dimensions for optimal layout
- Clean lines and a modern architectural appearance
- Can be utilized to construct an ADA-compliant pavement
- 3 mm micro-chamfer width to minimize vibration and enhance wheelchair comfort
- Reduced cuts, installation time and waste
- Increased options for creative patterns
- Sizing compatible with all Belgard modular paver lines. Look for the Modular Paver icon



#### MODULAR SIZING

Sized in 3-inch increments for seamless integration

### 🔥 AVAILABLE COLOURS



 IRON BAY\*




 MOUNTAIN ASH\*



 TEAK



 TOFINO GREY\*






 UMBER






\*Swatches represent product colour only, not shape or surface texture.  
\*\*Origins 12 available in 80mm.

### 📏 SHAPES & SIZES




#### ORIGINS 6

-  3 x 6 x 2<sup>3</sup>/<sub>8</sub>"  
76 x 152 x 60mm
-  6 x 6 x 2<sup>3</sup>/<sub>8</sub>"  
152 x 152 x 60mm
-  6 x 9 x 2<sup>3</sup>/<sub>8</sub>"  
152 x 230 x 60mm

#### ORIGINS 12

-  6 x 12 x 2<sup>3</sup>/<sub>8</sub>"  
152 x 305 x 60mm
-  12 x 12 x 2<sup>3</sup>/<sub>8</sub>"  
305 x 305 x 60mm
-  12 x 18 x 2<sup>3</sup>/<sub>8</sub>"  
305 x 457 x 60mm

#### ORIGINS 18

-  9 x 18 x 2<sup>3</sup>/<sub>8</sub>"  
230 x 457 x 60mm
-  18 x 18 x 2<sup>3</sup>/<sub>8</sub>"  
457 x 457 x 60mm
-  18 x 27 x 2<sup>3</sup>/<sub>8</sub>"  
457 x 685 x 60mm