

# DIMENSIONS™ ANTIQUED

PAVER

CRISP, CLEAN LINES AND A SMOOTH SURFACE TO CREATE STUNNING CONTEMPORARY DESIGNS WITH MAXIMUM EFFICIENCY





# DIMENSIONS™ ANTIQUED

## PAVER

CRISP, CLEAN LINES AND A SMOOTH SURFACE TO CREATE STUNNING CONTEMPORARY DESIGNS WITH MAXIMUM EFFICIENCY

### ✔ FEATURES & BENEFITS

- True installed dimensions for optimal layout
- Clean lines and a modern architectural appearance
- Can be utilized to construct an ADA-compliant pavement
- 3 mm micro-chamfer width to minimize vibration and enhance wheelchair comfort
- Reduced cuts, installation time and waste
- Increased options for creative patterns
- Sizing compatible with other Dimensions sizes, Origins stone-textured line and Geometric Shapes

### 🔥 AVAILABLE COLORS



ASPEN



AVONDALE



BELGIAN STONE





CARRIAGE HOUSE


*\*Swatches represent pre-processed product.*

### 📦 SHAPES & SIZES


#### 60MM

 3 x 6 x 2 $\frac{3}{4}$

 6 x 6 x 2 $\frac{3}{4}$

 6 x 9 x 2 $\frac{3}{4}$

#### ACCENT

 6 x 9 x 2 $\frac{3}{4}$