

# DIMENSIONS<sup>®</sup>

## 3-PIECE SYSTEM + ACCENT PIECES

CRISP, CLEAN LINES AND A SMOOTH, LINEAR SURFACE TO CREATE STUNNING CONTEMPORARY DESIGNS WITH MAXIMUM EFFICIENCY







# DIMENSIONS™


## 3-PIECE SYSTEM + ACCENT PIECES

CRISP, CLEAN LINES AND A SMOOTH, LINEAR SURFACE TO CREATE STUNNING CONTEMPORARY DESIGNS WITH MAXIMUM EFFICIENCY


### FEATURES & BENEFITS

- Smooth face with clean, crisp lines
- Maximized pallet layout for jobsite efficiencies
- Reduced cuts, installation time and waste
- Increased options for creative patterns
- Simplified quoting and design of projects
- Uniform dimensions compatible with other Dimensions paver sizes
- Sizing compatible with Origins™ stone-textured paver line


### LAYING PATTERNS



PATTERN A



PATTERN B



CREATIVE PATTERN

### ESTIMATING CHART

		SQFT/ PALLET	SQFT/ LAYER	LAYER/ PALLET	UNITS/ PALLET	UNITS/ LAYER	WEIGHT/ PALLET
DIMENSIONS12	6 x 12 x 2 $\frac{3}{8}$	-	-	-	40	4	-
	12 x 12 x 2 $\frac{3}{8}$	-	-	-	40	4	-
	12 x 18 x 2 $\frac{3}{8}$	-	-	-	40	4	-
	<b>TOTAL</b>	120	12	10	120	-	3348
DIMENSIONS18	9 x 18 x 2 $\frac{3}{8}$	-	-	-	20	2	-
	18 x 18 x 2 $\frac{3}{8}$	-	-	-	10	1	-
	18 x 27 x 2 $\frac{3}{8}$	-	-	-	20	2	-
	<b>TOTAL</b>	112.5	11.3	10	50	-	3152

### SHAPES & SIZES

#### DIMENSIONS12



6 x 12 x 2 $\frac{3}{8}$



12 x 12 x 2 $\frac{3}{8}$




12 x 18 x 2 $\frac{3}{8}$


#### DIMENSIONS18



9 x 18 x 2 $\frac{3}{8}$



18 x 18 x 2 $\frac{3}{8}$



18 x 27 x 2 $\frac{3}{8}$