

BELGARD®

PAVERS • LANDSCAPE WALLS • SHADE AND PRIVACY • POOL FINISHES • GLASS TILE • FENCING
COMPOSITE DECKING • FIRE FEATURES • RAILING • OUTDOOR LIGHTING • OUTDOOR COOKING



Together with our Oldcastle® APG family of brands, we not only transform outdoor spaces, we transform the way families live in those spaces. By providing opportunities to connect, reflect and recharge, our goal is to help others Live Well Outside.



OldcastleAPG
A CRH COMPANY



WHY BELGARD?

WE'LL PAVE THE WAY TOGETHER

QUALITY

Our products are designed to keep pace with your active lifestyle and look good doing it. We believe in every single product we supply, which is why we back them with a lifetime transferable limited warranty.

SERVICE

Belgard and the Oldcastle APG family of brands offer international reach backed by a regionalized infrastructure of more than 150 operating locations. With localized service, every town is our town.

EXPERTISE

For over 25 years, Belgard has set the standard for hardscapes. Our network of Belgard Authorized Contractors are CMHA Certified Concrete Pavers Installers trained to deliver superior craftsmanship. We back both contractors and homeowners with resources for every step of the process from inspiration to installation and beyond.

INNOVATION


With over 20,000 hours each year dedicated to research and development, our products provide the highest level of craftsmanship, set the industry standard for quality, and guide industry trends.

DESIGN

We don't just create products for outdoor spaces – we bring your outdoor vision to life. With a wealth of planning tools and design inspiration, we help turn outdoor dreams into an enduringly beautiful reality.



TABLE OF CONTENTS



04

DISCOVER

Education and inspiration to help you plan and design the ideal outdoor living space.

- 4 Top Trends
- 10 Colors, Textures & Shapes
- 16 Exclusive Technologies
- 22 Design and Planning Tools

30

PRODUCTS

The industry's top hardscapes and accessories for bringing your outdoor vision to life.

- 30 Pavers
- 64 Porcelain
- 72 Wall Systems
- 88 Caps, Coping, Edgers & Steps
- 94 Kitchens & Fire Features
- 110 Accessories

120

RESOURCES

Additional resources to guide product selection and ensure a lifetime of enjoyment.

- 120 Product Warranty
- 122 Color Swatches
- 126 Collection Reference Chart
- 127 Resources
- 129 Index

LEGEND



PERMEABLE
INSTALL



MODULAR
SIZING



DURAFUSION™
TECHNOLOGY



DURAFUSION™
+ COLORTECH™



DRIVEWAY
APPROVED



LOW SOLAR HEAT
ABSORPTION



UNIFORM
APPEARANCE



SLIGHT
VARIATION



MODERATE
VARIATION



HIGH
VARIATION



GET INSPIRED
TOP TRENDS

ATTAINABLE, AFFORDABLE, ALLURING

PALOS HILLS, IL

Limited space is no reason to limit your outdoor lifestyle. Belgard offers a variety of affordable pavers, fire pits, outdoor kitchens, and accessories that can help you optimize your space no matter the size.

*Featuring Artforms in Scandina Gray &
Noon Porcelain Pavers in Honey*



Featuring Artforms in Scandina Gray

VERTICAL ELEMENTS

MURRAY COUNTY, GA

Add dimension to your space with outdoor features like vertical gardens and fire features. A versatile material for building a wide variety of outdoor features, our Artforms™ Modular Panel System can even be used as wall cladding to add a dramatic visual effect.


THE EVOLUTION OF CURB APPEAL

ANASTASIA ISLAND, FL


Increasing in popularity, a seldom-used front or side yard space can be easily transformed into an inviting retreat for quiet conversation or small gatherings with friends and family.



Try the Belgard Rooms Augmented Reality feature and see how this HGTV® Dream Home Room looks in your outdoor space.



[BELGARD.COM/ROOMS](https://www.belgard.com/rooms)



HGTV
DREAM HOME
PROUD SPONSOR 2024


Featuring Lamina Tandem Wall in Scandina Gray
& Parallelogram Pavers in Scandina Gray



ENHANCE YOUR OUTDOOR EXPERIENCE

GLENDALE, AZ

Strategic lighting, irrigation systems and electrical wiring are a must for outdoor entertaining. Thoughtfully integrating these elements creates an inviting atmosphere that transforms your space. Belgard helps you take it to the next level with ways to conceal these elements in paver designs.



Featuring Melville Plank in Sonoran Gray & Artforms in Scandina Gray



Featuring Noon Porcelain Pavers in Honey

MAKE A NATURAL CONNECTION

NEW YORK CITY, NY

Biophilic design reconnects us with nature, reduces stress, improves cognitive function, and enhances our well-being. Hardscape products with natural textures pair well with vegetation to soften a space and create a calming, grounding effect.






Featuring Belgian Cobble in Midnight and Dublin Cobble in Victorian



Featuring Dimensions Slab in Linen & Dimensions Paver in Rosewood

DISCOVER



Featuring Dimensions Pavers in Midnight & Pearl

THE BOLD AND THE COLORFUL

Combine oversized pavers and vibrant colors as design focal points. These unique pieces make a bold visual statement to show off your individual style.



Featuring Global Porcelain Pavers in Clear & Absolute



Belgard partnered with Tan France to help create his dream home in Salt Lake City. Check out how our products transformed his space.



TAN FRANCE HOME

TRADITIONAL WITH A TWIST

SALT LAKE CITY, UT

Eclectic charm can co-exist with balance when you mix traditional paver textures and patterns with bolder designs and accessories. Color can also play an integral part in bringing an overall design to life.

Featuring Charlestone Pavers in Foundry

MIXED MATERIALS

DUNWOODY, GA

Mix and match styles to further enhance your design by combining pavers with complementary materials like composite decking, faux turf or decorative stone. These contrasting outdoor materials add texture and dimension to enhance the aesthetic appeal of your outdoor space.

MOISTURESHIELD®

MoistureShield® composite decking features an impermeable barrier that fights damage from moisture, rot, insects, and other harmful elements. Visit MoistureShield.com

InstaDeck® Outdoor Flooring provides a seamless transition by using a snap-together tile system that installs MoistureShield® deck boards at the same height as our pavers.



MOISTURESHIELD.COM/INSTADECK

ELEMENTS WORKING IN TANDEM

SCOTTSDALE, AZ


Soothing fountains and dancing flames combine for an amazing outdoor accent around the pool, on the patio, or anywhere you want to make a statement.

PEBBLETEC®

In addition to the "World's Most Trusted Pool Finishes," PebbleTec® creates exquisite tile, fire and water features, and more. Visit PebbleTec.com

BELGARD IS THE
COLOR AUTHORITY

Belgard is a pioneer in the use of color for hardscapes. Our rigorous R&D department continually researches design trends and refines processes for transforming locally sourced aggregates into rich color tones that maintain their beauty for a lifetime.



*Featuring Dimensions & Origins in
Shaded Gray & Ashbury Haze*



Cheswick



Pearl



Scandina Gray



Shaded Gray



Fog

Use color and texture to enhance your designs. For subtle accents, vary textures within the same color family. For a more dramatic effect, accent with a contrasting color. For heightened visual interest, vary both color AND texture.

DESIGN TIP



Newport Gray

YOUR IMAGINATION HAS NO LIMITS

YOUR COLOR CHOICES SHOULD BE NO DIFFERENT.



Iron Bay



Anthracite



Midnight



Teak



Rosewood



Bourbon

From rich, warm earth tones to grays and serene neutrals, we have the ideal shade and coordinating colors across our most popular styles to enhance your home.



Cliffside



Ashwood



Hickory



Sepia

Due to the natural materials in our products, colors may vary from those shown in our catalog. We recommend viewing actual product samples with your contractor to ensure you choose the perfect color and finish for your project.



PAPYRUS™

This new modular marvel features clean modern edges, with a unique face that mimics the look of hand-tooled striations and the texture of organic textiles.

DO YOU FEEL IT?

Hardscapes are not limited to a few natural tones and flat textures. With our continued innovations in paver textures, you can add visual interest and dimension to your hardscape project.



Smooth



Slate



Tumbled



Split

It's important to consider how the textures you choose relate to those throughout the interior and exterior of your home. Choose similar textures for a minimalist look, or mix and match to create an elegant multi-dimensional design.

DESIGN TIP



Wood-look



Flamed



Textile



Porcelain



Hand-tooled



Cobbled



Sculpted



Quarried





Featuring Brooklyn Paver in Midnight and Dimensions Slab in Scandina Gray.

Use patterns, shapes and colors to add whimsy to a design or to define sitting areas or entertainment zones.


DESIGN TIP

ADD YOUR OWN TWIST

Belgard's square and rectangular pavers form the foundation for traditional driveways, patios, and walkways. If you're looking to add scale and unique designs, try using geometric shapes to create curves and dimension for either a subtle accent or a dramatic look.



Featuring Diamond Geometric Shape in Graphite, Foundry & Linen.



BELGIAN
COBBLE®

Use permeable pavers to design stylish flooring for outdoor shower drains or water features.

DESIGN TIP

THE BENEFITS OF PERMEABLE PAVERS

Our selection of permeable pavers combines strength, functionality & aesthetics to provide an alternative solution for stormwater management in a variety of applications.

WATER HARVESTING

Reduce water demand for landscaping by designing a permeable paver system that harvests and recycles rainwater.

ELIMINATE STANDING WATER

Improve site drainage to avoid pooling water where mosquitos can breed.

REPLENISH AQUIFERS

Permeable pavers filter water, removing contaminants and ensuring receiving waters and ecosystems are self-sustaining.

MANAGE RUNOFF

Aid landscaping by reducing erosion that occurs when grass is dry or dead.

FLOOD PREVENTION

Permeable pavers can absorb rainwater at a rate of over 500 inches per hour, eliminating runoff.



LOOK FOR THIS ICON
for products that can
be installed as part of a
permeable pavement system.



PERMEABLE JOINT INFILL OPTIONS

Work with your local Belgard sales representative to design the ideal permeable pavement system to suit both your aesthetic and water management needs.



EXCLUSIVE PAVER TECHNOLOGY FOR

LIMITLESS DESIGN POSSIBILITIES

Belgard's modular paver lines were created to save time on design and installation. Available in many styles, shapes, sizes and textures, these pavers are designed to work together seamlessly to create a limitless number of patterns.

INCREASED CREATIVITY

Create bold geometric patterns, add a fun border, incorporate a faux paver rug, or visually divide your space into separate entertainment zones.

EFFICIENT INSTALLATION

With common nominal sizing, even intricate mix-and-match patterns can be quickly installed with fewer paver cuts. This means you get the look you want with less installation time and less waste.


EXCLUSIVE MIX & MATCH TECHNOLOGY

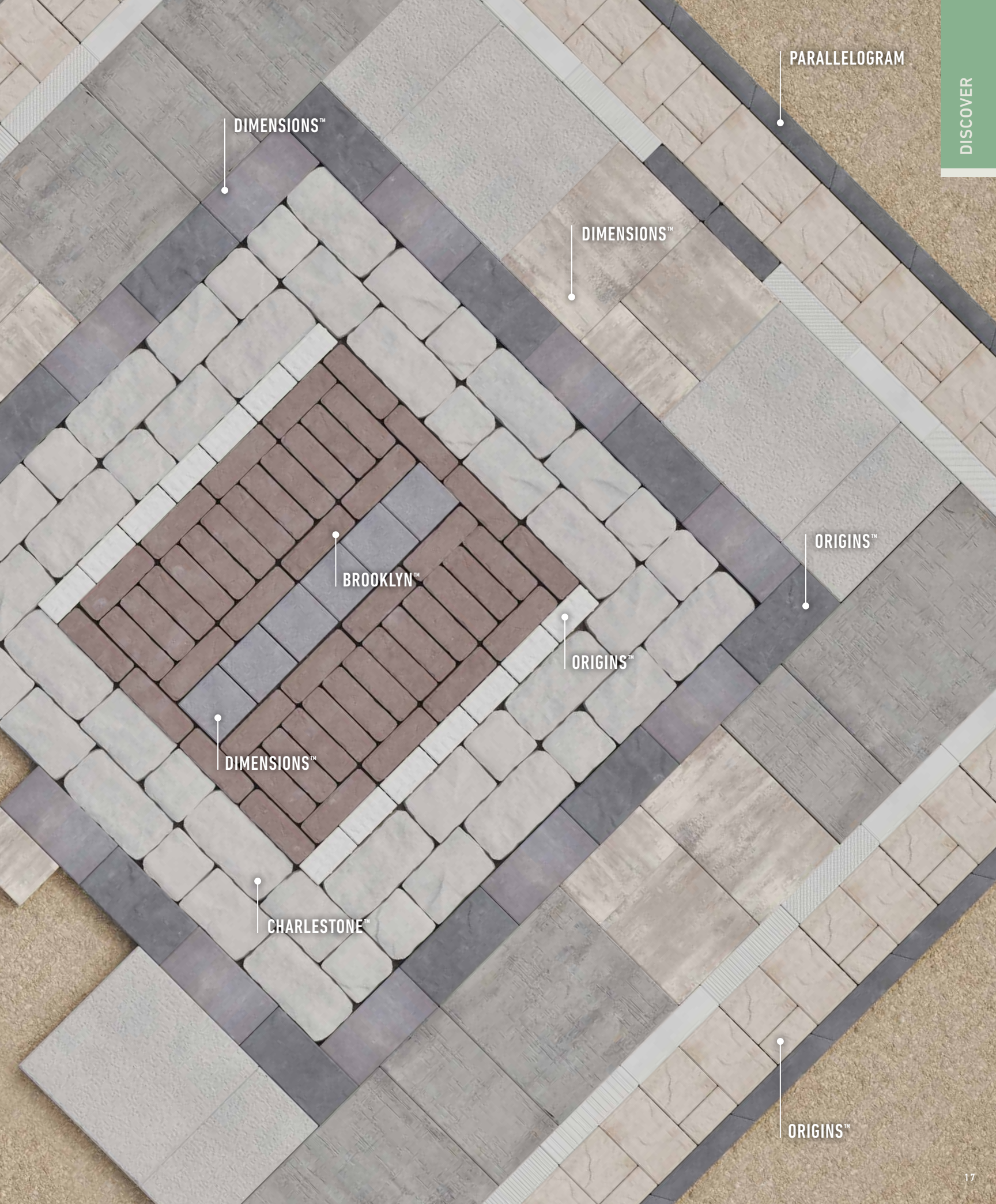
Belgard is the only paver producer with multiple styles in identical nominal sizing. Mix colors. Mix textures. Mix shapes. It all fits together to create truly unique designs.



LOOK FOR THIS ICON

for products that are part of the
Belgard modular system.





DIMENSIONS™

PARALLELOGRAM

DIMENSIONS™

BROOKLYN™


ORIGINS™

ORIGINS™


DIMENSIONS™

CHARLESTONE™

ORIGINS™





MIX AND MATCH
PATTERNS
From classic styling to uniquely you



PATTERN PLAY

THIS OR THAT

With Belgard's multitude of paver styles, shapes and colors, you can create the ideal design to show off your unique personality. Find inspiration here and then visit our website to find a pro installer to make your dreams a reality.



We've done the design work for you! Scan for more ideas on how to mix and match our modular paver lines to create unique and intricate patterns.



MODULAR PATTERNS

KITCHENS • FIRE FEATURES • PLANTERS • GARDENS • SEAT WALLS • BARS



For a more eclectic look, contrast the smooth texture of Artforms with organic and textural design elements like wood or decorative stone.

DESIGN TIP



ARTFORMS™ MODULAR PANEL SYSTEM

MORE OUTDOOR LIVING FEATURES WITH LESS HASSLE

This revolutionary system utilizes a large-format modular panel system to create infinite design possibilities with ease. High-strength concrete is mechanically fastened with stainless steel hardware creating durable outdoor features with little to no mess or disruption.



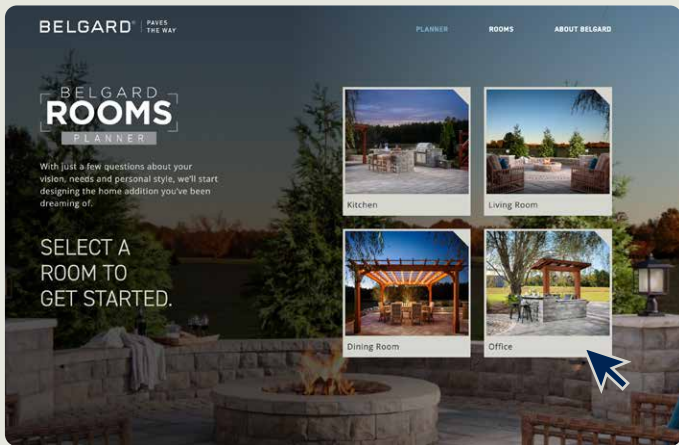
See project ideas for over 30 outdoor living features in our Artforms Idea Book.

IDEA STARTER

DIGITAL TOOLS TO HELP YOU PLAN

WITH SOLUTIONS FOR ANY BUDGET

Whether you're just getting started or already have an idea of what you want, we have the resources to help get you through the inspiration phase and solidify your vision.



01 DISCOVER YOUR STYLE

Explore our Belgard Rooms style quiz. With just a few questions about your vision, needs and personal style, we'll provide recommendations to refine your vision.

02 FIND YOUR IDEAL SPACE

Filter predesigned outdoor room templates by size, style, function and feature.



03 SEE IT IN YOUR YARD

Use your smart phone to visually cast Augmented Reality (AR) designs into your yard so you can literally walk into the design and test where elements could go and how you could live in that space. Share your favorite designs with your contractor to start planning.

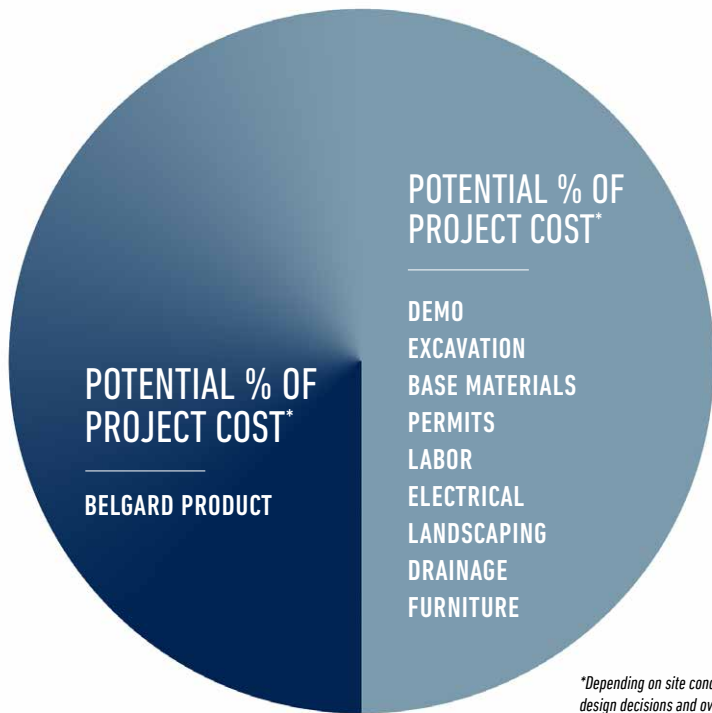


SEE IT NOW


[BELGARD.COM/ROOMS](https://www.belgard.com/rooms)

BUDGET CONSIDERATIONS


Construction projects rarely proceed exactly as initially designed and quoted. Unforeseen complications and decisions during construction can affect costs, which vary based on site conditions, project size, finishes, and more. Pavers and wall products may only account for 20% of the total cost. Choose products you'll enjoy long-term without compromising.



**Depending on site conditions, design decisions and overall scope.*



STARTING AT
\$34,250



STARTING AT
\$15,500


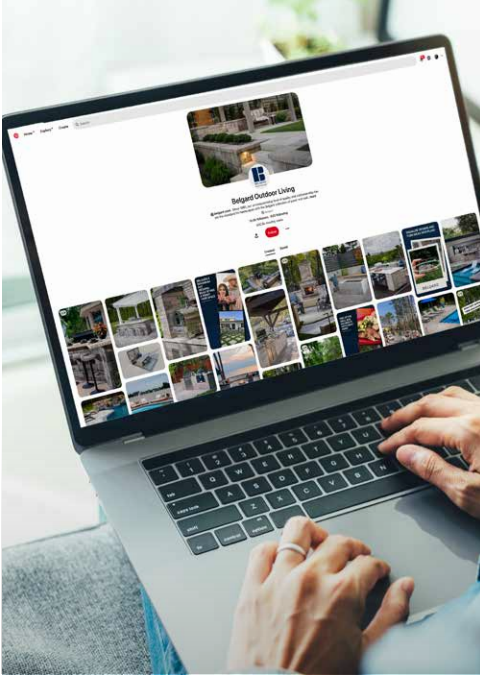
CUSTOMIZING YOUR SPACE

Expanding the project footprint or adding features can raise costs but also significantly boost functionality and enjoyment. Popular upgrades include shade, lighting, fire features, and cooking areas. Work with your contractor to optimize your space within budget, explore financing options, or plan phased construction over time.

START YOUR PROJECT TODAY

A DESTINATION WELL WORTH THE JOURNEY

With the complexities that go into an outdoor project, getting started can be overwhelming. And sometimes, unexpected delays can make the process seem even more daunting. Our comprehensive project guide can help prepare you for each phase of the process from inspiration to installation and beyond. Let's walk the path together.



PLAN YOUR PROJECT

4-6 WEEKS

FIND A CONTRACTOR

2 WEEKS

DESIGN YOUR SPACE

4-6 WEEKS



Seek out inspirational ideas and research local restrictions. And remember, how you plan to use the space is as important as how you want it to look.



Whether working with a referred contractor or using our resources to find one, this is the phase where you solidify your project timeline and begin product selection.




This is the fun part, but sometimes it can take some time to get the design just right. Check out our Belgard Rooms platform to give yourself a head start.

Belgard.com/Rooms

Spring and Summer are the busiest seasons for contractors. Start planning during Winter and source your contractor weeks or even months prior to the start of your project.

PLANNING TIP



INSTALLATION

2-12 WEEKS

AFTER INSTALLATION

6 WEEKS - 12 MONTHS



Permit requirements, weather and other delays can sometimes make progress seem slow. But Belgard's innovative systems help speed installation to get you living in your space sooner.



Don't forget to have your pavers sealed and to register your warranty. Now you're ready for a lifetime of outdoor living enjoyment!

[Belgard.com/Warranty](https://www.belgard.com/Warranty)

GET DETAILED PLANNING TIPS



SCAN HERE

DOWNLOAD THE FULL PROJECT GUIDE


HOW IT'S MADE

Invest in high-quality products from Belgard. With fewer repairs and replacements over time, our durable products provide long-lasting performance and offer better value for your investment.


PRODUCT TIP

QUALITY FOR LIFE

Belgard has taken the artistry of handcrafted stone to a higher level. Through research and innovation, we've developed a deep understanding of how to make modern, best-in-class hardscape products that fit the lifestyle of today's homeowners and commercial developments, while still honoring the artisans of old.



RESEARCH & DEVELOPMENT



QUALITY ASSURANCE

INTENTIONAL AT EVERY STEP

Every step of our manufacturing process incorporates rigorous research, testing and quality assurance. Whether our teams are designing a new surface texture, validating a color formula, or inspecting finished product for defects, we demand the highest quality from each of our facilities across North America. We believe in creating world-class building products that stand the test of time.

See our lifetime warranty on page 120.

ANY PROJECT, ACROSS NORTH AMERICA

BELGARD HAS YOU COVERED

Belgard is the **only** hardscape company with everything you need for any outdoor living project. From driveways and outdoor kitchens to poolscapes and engineered retaining walls, we've got you covered. Classic styling to bold contemporary looks, we've got you covered. Metropolitan terraces to remote rural escapes, we've got you covered. Across the U.S. and Canada, you guessed it, we've got you covered.



KITCHENS & APPLIANCES

FREESTANDING & RETAINING WALLS




POOL COPING

SEAT WALLS & CAPS

FIRE FEATURES



PAVERS



FREESTANDING & RETAINING WALLS

STEPS





I PAVERS

Whether you're looking for a patio with old-world charm or a walkway with contemporary flair, Belgard offers a wide variety of concrete pavers and paving stones to fit your style.

- 32 **Aqualine™**
- 33 **Belgian Cobble®**
- 34 **Brooklyn™**
- 35 **Charlestone™**
- 36-44 **Dimensions™**
- 45 **Eco Dublin®**
- 46 **Geometric Shapes**
- 47 **Holland Stone**
- 48 **London Cobble®**
- 50 **Mega-Arbel®**
- 52-57 **Origins™**
- 58 **Papyrus™**
- 60-62 **Trilogy™**
- 63 **Turfstone™**

ENVIRONMENTAL COLLECTION

AQUALINE™

PERMEABLE PAVER | 80MM




DRIVEWAY
APPROVED



PERMEABLE
INSTALL



An environmentally friendly choice offering a versatile pattern range for the ultimate in design flexibility. These pavers work equally well for pedestrian and vehicular applications.



DESIGN TIP

Aqualine can eliminate stormwater runoff and improve water quality, which removes the need for traditional drainage and detention requirements, saving space and money.

SHADED GRAY

4½ x 9

SQ FT / PALLET: 90

HERITAGE COLLECTION

BELGIAN COBBLE®

PAVER | 60MM




DRIVEWAY
APPROVED




PERMEABLE
INSTALL




Emulating the look of stones found lining a mountain creek bed, this multi-piece system has seven unique shapes for creating random patterns and picturesque settings.



Midnight



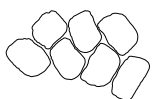
Midnight



MOONLIGHT



MIDNIGHT



VARIABLE x 2%

SQ FT / PALLET: 85

HERITAGE COLLECTION

BROOKLYN™

PAVER | 60MM



MODULAR
SIZING



DURAFUSION™
TECHNOLOGY




DRIVEWAY
APPROVED



The warm weathered-stone appearance offers a timeless look enriched with DuraFusion Technology for enhanced texture and wear resistance.




Midnight



Rosewood



CHOCOLATE



MIDNIGHT



ROSEWOOD

DESIGN TIP

Consider pavers utilizing DuraFusion Technology from Belgard. Designed with the latest technology and premium materials, these pavers display a smooth, consistent finish and withstand harsh climates.

3 x 9

SQ FT / PALLET: 99.5

HGTV DREAM HOME
PROUD SPONSOR 2024

Brooklyn was featured in the 2024 HGTV® Dream Home in St. Augustine, Florida.
Belgard.com/HGTVdreamhome

HERITAGE COLLECTION

CHARLESTONE™

3-PIECE PAVER | 60MM



MODULAR
SIZING




DURAFUSION™
TECHNOLOGY




DRIVEWAY
APPROVED



Designed to evoke the charm of early American streets, this system mimics the historical elegance of weathered, hand-cobbled stone.



Midnight

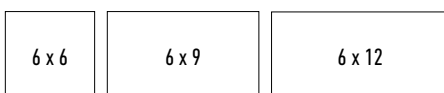


Shaded Gray



MIDNIGHT

SHADED GRAY



3-PIECE
SQ FT/PALLET: 105

DESIGN TIP

A dramatic driveway with old-world charm is a snap with Charlestone! These pavers are designed and palletized for fast machine installation by your contractor.

METROPOLITAN COLLECTION

DIMENSIONS™

3-PIECE SYSTEM | 60MM | 80MM



MODULAR
SIZING



DURAFUSION™
TECHNOLOGY



The contemporary lines and linear surface of Dimensions, enriched with DuraFusion Technology for enhanced color, texture and wear resistance.



Cheswick



Scandina Gray



CHESWICK 



CLIFFSIDE 



HICKORY 



IRON BAY 



POTOMAC 



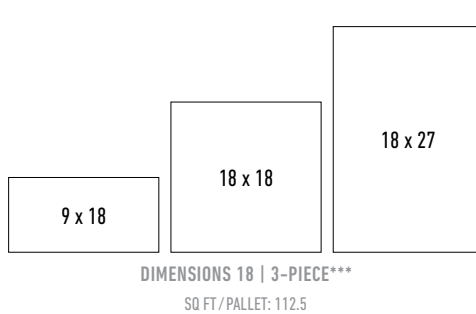
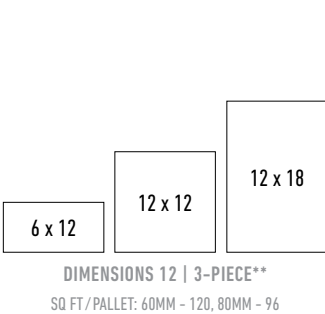
SHADED GRAY 




SEPIA 



SCANDINA GRAY 



DESIGN TIP



Use Dimensions 80mm pavers for durable driveway applications.

*80mm available in Dimensions 12 in Hickory, Shaded Gray & Scandina Gray

***Dimensions 18 is not available in Iron Bay, Potomac or Cliffside

METROPOLITAN COLLECTION

DIMENSIONS™


3-PIECE SYSTEM | 60MM



MODULAR
SIZING



Versatility meets contemporary design with multiple system sizes that all feature a smooth face and crisp, clean lines.



Shaded Gray



Iron Bay

DESIGN TIP



Use Dimensions 6 pavers for durable driveway applications.



ANTHRACITE



ASHWOOD



FOSSIL BEIGE



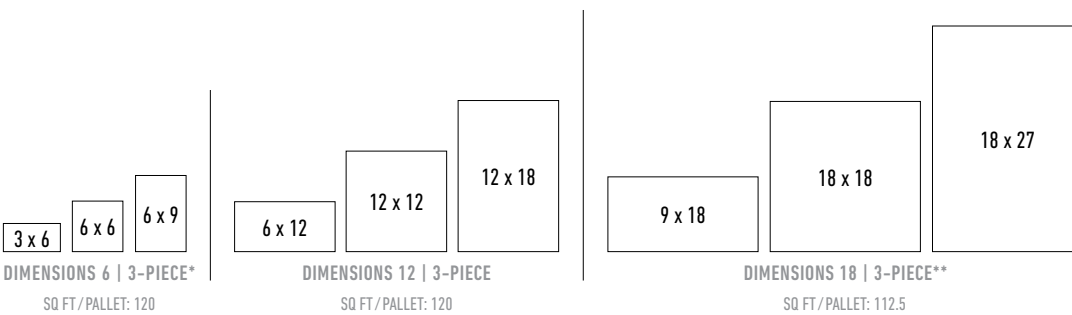
IRON BAY



LINEN BEIGE



SHADED GRAY



*Dimensions 6 is only available in Shaded Gray and Fossil Beige
 **Dimensions 18 is not available in Fossil Beige or Linen Beige

METROPOLITAN COLLECTION

DIMENSIONS™

PAVER | 60MM




MODULAR
SIZING



DRIVEWAY
APPROVED




Accentuate contemporary style with a smooth, linear surface to create borders and inlaid designs that are captivating and timeless.



DIMENSIONS
3 X 12

3 x 12 in Scandina Gray



BOURBON 



CHOCOLATE 



FOG 



FOSSIL BEIGE



MIDNIGHT 



PEARL 



SHADED GRAY



SCANDINA GRAY 

3 x 12*

SQ FT / PALLET: 110

6 x 9

SQ FT / PALLET: 112.5

*3 x 12 is only available in Scandina Gray and Midnight

METROPOLITAN COLLECTION

DIMENSIONS™

SLAB | 60MM



MODULAR
SIZING



DURAFUSION™
TECHNOLOGY



The expansive size is distinguished by clean, crisp lines and a smooth, linear surface enriched with DuraFusion for enhanced color, texture and wear resistance.



Cheswick



Cheswick

HGTV
DREAM HOME
PROUD SPONSOR 2024

Dimensions was featured in the 2024 HGTV® Dream Home in St. Augustine, Florida. Belgard.com/HGTVdreamhome

DESIGN TIP

Use Dimensions Slab for an efficient installation. The need for cuts is reduced due to its uniform dimensions and modular design.



CHESWICK 



HICKORY 



SHADED GRAY 



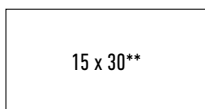
SEPIA 



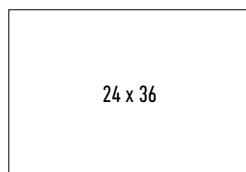
SCANDINA GRAY 



SQ FT / PALLET: 112.5



SQ FT / PALLET: 93.75



SQ FT / PALLET: 120

*9 x 18 is only available in Hickory & Scandina Gray
**15 x 30 is not available in Cheswick

HERITAGE COLLECTION

DIMENSIONS™ ANTIQUED

3-PIECE PAVER | 60MM



Reminiscent of hand-lain Mediterranean stone, the natural weathered texture creates an artisanal look of timeless sophistication.



MODULAR SIZING



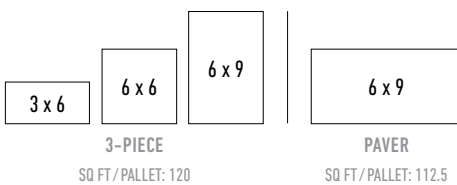
DRIVEWAY APPROVED



FOSSIL BEIGE



SHADED GRAY



ENVIRONMENTAL COLLECTION

ECO DUBLIN®

3-PIECE PERMEABLE | 80MM



DRIVEWAY
APPROVED



PERMEABLE
INSTALL



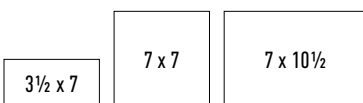
The gently distressed surface and antiqued edges offer eco-friendly sophistication. Its hand-laid stone design and natural blends deliver a time-worn classic look.



JAMES RIVER



SHADED GRAY



3-PIECE

SQ FT / PALLET: 91.6

METROPOLITAN COLLECTION

GEOMETRIC SHAPES


PAVER | 60MM



MODULAR
SIZING



The smooth face of pavers in various shapes offers ultra-modern design and art deco aesthetics. In 3-inch increments, these pavers add visual appeal to borders, accents or inlays.



Midnight & Scandina Gray




Midnight & Scandina Gray



FOG

Not available in Diamond shape



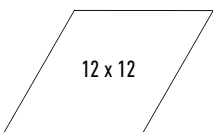
MIDNIGHT



SCANDINA GRAY

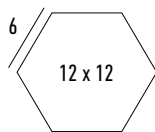
STYLE TIP

Pair Geometric Shapes with the Origins and Dimensions paver lines for contemporary inlaid designs. See page 36 & 52



DIAMOND

SQ FT / PALLET: 93.5



HEXAGON

SQ FT / PALLET: 100

HERITAGE COLLECTION

HOLLAND STONE

PAVER | 60MM

DRIVEWAY
APPROVED

The classic architectural appearance is derived from a smooth face and clean lines to offer traditional appeal.



Liberty Blend & Shaded Gray



JAMES RIVER



LIBERTY BLEND



SHADED GRAY

STYLE TIP

Use the contrasting colors of Holland Stone pavers to create borders or inlays within larger paved areas to add a decorative touch.

4 x 8

SQ FT / PALLET: 120

HERITAGE COLLECTION

LONDON COBBLE

3-PIECE PAVER | 60MM



MODULAR
SIZING



DRIVEWAY
APPROVED



Gently rounded corners and a domed pillowtop surface offer a tailored, architectural look. Combinations of hues and pattern options offer design flexibility.



Iron Bay



Shaded Gray



CHOCOLATE



FOSSIL BEIGE



IRON BAY



JAMES RIVER



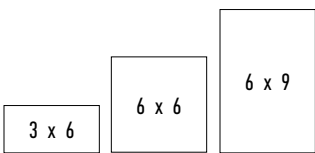
MIDNIGHT



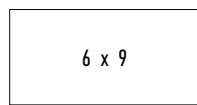
POTOMAC



SHADED GRAY



3-PIECE*
SQ FT/PALLET: 120



PAVER
SQ FT/PALLET: 112.5

*3-Piece is only available in Fossil Beige, Iron Bay, Potomac, James River and Shaded Gray

NATURAL COLLECTION

MEGA-ARBEL[®]

PAVER | 60MM



The look of flagstone is expressed by this paver's irregular shape, slightly uneven texture and large dramatic scale. False joints create a random look that adds to its natural appeal.



Shaded Gray



Shaded Gray

FINISHING TIP

Use *Techniseal® NOCO™* polymeric sand to stabilize joints and reduce maintenance.
See page 118



SHADED GRAY



SQ FT/PALLET: 104.4

NATURAL COLLECTION

ORIGINS™

3-PIECE SYSTEM | 60MM




MODULAR
SIZING




DURAFUSION™
TECHNOLOGY



The refined, chiseled face of Origins is paired with DuraFusion Technology for a tighter texture and enhanced durability.



Iron Bay



Iron Bay

STYLE TIP

To add contrast for unique visual appeal, complement Origins natural stone textured pavers with Dimensions smooth modern pavers. The blend creates captivating patterns and designs. See page 36



ASHWOOD 



CHESWICK 



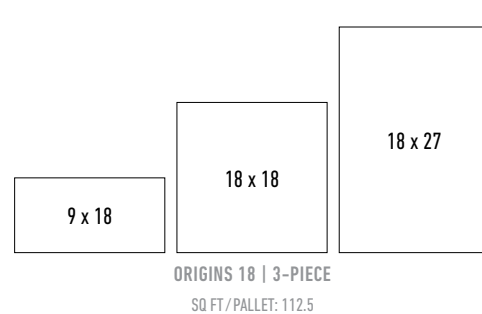
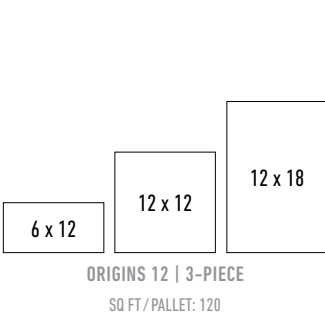
CLIFFSIDE 



IRON BAY 



POTOMAC 
Not available in Origins 18



NATURAL COLLECTION

ORIGINS™


3-PIECE SYSTEM | 60MM



MODULAR
SIZING



Emulating the look and texture of natural stone, this paver system offers earthy tones and a slightly chiseled, yet refined surface that blends with the natural environment.



Iron Bay



James River



ASHWOOD



FOSSIL BEIGE

Not available in Origins 18



IRON BAY



JAMES RIVER

Not available in Origins 18



LINEN BEIGE

Not available in Origins 18



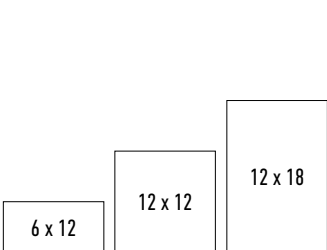
NEWPORT GRAY



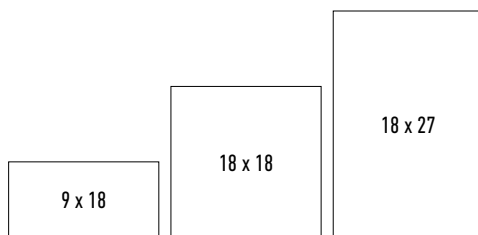
SHADED GRAY



TEAK



ORIGINS 12 | 3-PIECE
SQ FT / PALLET: 120



ORIGINS 18 | 3-PIECE
SQ FT / PALLET: 112.5

NATURAL COLLECTION

ORIGINS™

PAVER | 60MM




MODULAR
SIZING



DRIVEWAY
APPROVED




With a chiseled face and an ideal size for driveways, small patios and borders, look for the DuraFusion icon for color options that offers a tighter texture with enhanced wear resistance.



ORIGINS
6 X 9

Midnight



ORIGINS
6 X 9

Midnight

STYLE TIP

Use Origins 6 x 9 pavers to frame any space or to add inset designs for sharp, defining looks without extensive cutting.



IRON BAY



JAMES RIVER



BOURBON 



CHOCOLATE 



MIDNIGHT 

6 x 9

SQ FT / PALLET: 112.5

ARTISAN COLLECTION

PAPYRUS™

3-PIECE PAVER | 60MM




MODULAR
SIZING



DURAFUSION™
TECHNOLOGY



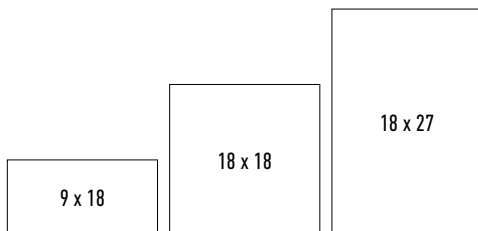
An organic textural experience with modern elegance, this paver's unique face offers an upscale hand-tooled look enriched with DuraFusion for enhanced color, texture and wear resistance.



SCANDINA GRAY



SEPIA



PAPYRUS 18 | 3-PIECE
SQ. FT./PALLET: 112.5



Scandina Gray

METROPOLITAN COLLECTION

TRILOGY™ SMOOTH

3-PIECE PAVER | 60MM



Contemporary aesthetics are delivered in a big way with the smooth texture and large-scale format of this 3-piece paver, enhanced with the ultimate durability of both DuraFusion and ColorTech.



PEWTER BLEND 



PHOENIX 



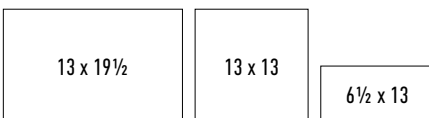
SONORAN 



TUCSON 

STYLE TIP

To create striking visual contrast in your paver pattern, use Trilogy's textured border pavers as accents to complement the natural hues of smooth Trilogy pavers. **See page 62**



3-PIECE

SQ. FT./PALLET: 105


NATURAL COLLECTION

TRILOGY™ TEXTURED

3-PIECE PAVER | 60MM



Natural stone texture provides an elegant look through a larger scale 3-piece paver, enhanced with the ultimate durability and texture of both DuraFusion and ColorTech.



PEWTER BLEND



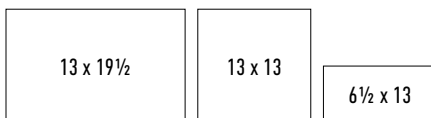
PHOENIX



SONORAN



TUCSON



3-PIECE
SQ FT / PALLET: 105

NATURAL COLLECTION

TRILOGY™

PAVER | 60MM



DURAFUSION™
+ COLORTECH™




Offering a textured, large-scale face, this paver pairs with the Trilogy paver line for a sleek aesthetic. Add contrast by pairing the textured border with the smooth pavers.



BROWN



MIDNIGHT



6½ x 13

SQ FT / PALLET: 123

ENVIRONMENTAL COLLECTION

TURFSTONE™




GRID PAVER | 80MM



DRIVEWAY
APPROVED




An open lattice grid design offers turf or gravel infill, creating a unique hardscape design that works in harmony with nature.



DESIGN TIP

The unique design allows rainwater to be gradually filtered back into the soil naturally, resulting in the control and stabilization of soil erosion. Plus, it's car-friendly for driveways and overflow parking for guests.

GRAY



15 3/4 x 23 3/8

SQ. FT. / PALLET: 107





I PORCELAIN

Our porcelain pavers line offers several styles in various interpretations of stone and wood. Available in multiple sizes, including planks and large modular shapes to offer stylish design flexibility.

66 Glocal

67 Lagoon

68 Noon

69 Quarziti 2.0

70 Unico 2.0

PORCELAIN COLLECTION

GLOCAL

CONCRETE FINISH | 20MM



The smooth concrete-like finish offers a clean, contemporary aesthetic. Its structured and tight surface texture in neutral shades makes this porcelain paver a versatile design element.



SLIGHT VARIATION



MIRAGE
INSPIRING BETTER LIVING

Clear



v2 SLIGHT
CLEAR
GC 01



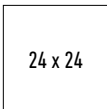
v2 SLIGHT
IDEAL
GC 03



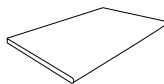
v2 SLIGHT
CLASSIC
GC 05

FINISHING TIP

Techniseal® NextGel® Porcelain Paver Jointing Sand is a faster & cleaner solution for grouting porcelain pavers. No mixing required. See page 118 for more Techniseal products



24 x 24



12 x 24 x 3/4

SQ FT / PALLET:
232.5

UNICO 2.0

PCS / PALLET: 108

PORCELAIN COLLECTION

LAGOON

STONE FINISH | 20MM



SLIGHT VARIATION



Painstaking detail and depth of color evoke the expressive power of nature through these stylish modular pavers. Veining effects are inspired by the stratifications of sedimentary rocks.



v2 MOONBEAM
LG 01 ST



v2 SANDSHELL
LG 02 ST



v2 SHARKSKIN
LG 04 ST

DESIGN TIP

Use porcelain pavers in your design to fend off stains. Their ultra-low absorption rate makes them low maintenance.

24 x 48

SQ FT / PALLET: 271.25

PORCELAIN COLLECTION

NOON

WOOD FINISH | 20MM



MODERATE VARIATION



HIGH VARIATION



Warm and stylish, this contemporary expression of simplicity combines the look and feel of natural wood with the durability of porcelain.



MIRAGE
INSPIRING BETTER LIVING

Daylight



Ember



V4 DAYLIGHT
NN 01 ST



V4 EMBER
NN 02 ST



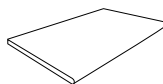
V3 HONEY
NN 03 ST

DESIGN TIP

Pair Noon with the matching Unico 2.0 coping for a seamless transition to steps or pools. **See page 70**

12 x 48

SQ FT / PALLET: 279



12 x 24 x 3/4

UNICO 2.0

PCS / PALLET: 108

PORCELAIN COLLECTION

QUARZITI 2.0


STONE FINISH | 20MM



MODERATE VARIATION



This interpretation of natural quartz incorporates a gentle shading effect with the authentic diversity and subtle iridescence of natural elements.



Waterfall



Glacier & River

MIRAGE
INSPIRING BETTER LIVING



GLACIER
QR 01 NAT



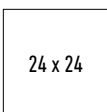
MOUNTAINS
QR 02 NAT



WATERFALL
QR 03 NA

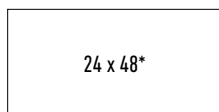


RIVER
QR 04 NAT



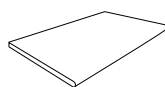
24 x 24

SQ FT / PALLET:
232.5



24 x 48*

SQ FT / PALLET: 271.25



12 x 24 x 3/4

UNICO 2.0
PCS / PALLET: 108

*24 x 48 only available in
Glacier & Waterfall

PORCELAIN COLLECTION

UNICO 2.0

COPING | 20MM



SLIGHT
VARIATION



MODERATE
VARIATION



HIGH
VARIATION




LOW SOLAR HEAT
ABSORPTION



Enhance your outdoor spaces with our premium porcelain coping, available in a variety of styles to complement multiple porcelain paver lines.

MIRAGE
INSPIRING BETTER LIVING

Glacier



DESIGN TIP

Perfect for pool edges, garden walls, and steps, this coping delivers a refined, modern look with lasting durability and easy maintenance.



v2 CLEAR
GC 01



v2 IDEAL
GC 03



v2 CLASSIC
GC 05



v4 DAYLIGHT
NN 01 ST



v4 EMBER
NN 02 ST



v3 HONEY
NN 03 ST



v3 GLACIER
QR 01 NAT



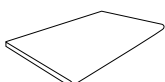
v3 MOUNTAINS
QR 02 NAT



v3 WATERFALL
QR 03 NA



v3 RIVER
QR 04 NAT



12 x 24 x 3/4
PCS/PALLET: 108



WALLS

Add structural beauty and functionality to your garden landscape with freestanding and retaining wall systems. Explore a wide range of block shapes and colors to achieve the look you want.

- 74 **Belair Wall[®]**
- 76 **Cast Stone Wall**
- 78 **Diamond[®] 10DS**
- 80 **Diamond Pro Stone Cut[®]**
- 82 **Highland Stone[®]**
- 84 **Melville[™] Wall**
- 86 **Weston Stone[™]**



Belgard wall products are backed by the industry's foremost team of experts in the manufacturing, engineering, installation, and design of wall systems.


NATURAL COLLECTION

BELAIR WALL[®]


RETAINING | FREESTANDING



A sophisticated appearance of hand-chiseled stone is brought to life with an irregular surface that adds depth and visual interest for a dynamic look.



Ashwood



Shaded Gray

FINISHING TIP

Use the Belair Wall Cap to cap the walls of other Belgard wall products, too. Its texture adds beauty and contrast to complete the look.



SHADED GRAY



ASHWOOD

H x W x D

6 x 8 x 11

2-PIECE | FREESTANDING
SQ FT/PALLET: 18

6 x 16 x 11

6 x 8 x 8

2-PIECE | RETAINING
SQ FT/PALLET: 30

6 x 16 x 8

3 x 8 x 13½

CAP
PCS/PALLET: 144

Corner & end units available.
Scan product QR code for details.


NATURAL COLLECTION

CAST STONE WALL CUT STONE

RETAINING | FREESTANDING



Cut Stone offers the sophisticated look of expertly cut and fitted stone from the quarry. Its hand-chiseled appearance and broad color range are evocative of natural limestone.



ADIRONDACK

ASPEN

H x W x D

6 x 16 x 12

SINGLE SIDED WALL
SQ FT/PALLET: 40

6 x 16 x 8

SINGLE SIDED CORNER
SQ FT/PALLET: 16

6 x 16 x 7

DOUBLE SIDED WALL UNITS
SQ FT/PALLET: 30

6 x 10 x 7

6 x 6 x 7

DOUBLE SIDED CORNER UNITS
SQ FT/PALLET: 18

6 x 16 x 6

6 x 8 x 8

DOUBLE SIDED CORNER UNITS
PCS/PALLET: 48

Corners, cap and footer block units available. Scan product QR code for details.

NATURAL COLLECTION

CAST STONE WALL LEDGESTONE


RETAINING | FREESTANDING



Ledgestone is popular for its linear, irregular shapes and sizes which complement any home style. Its rough texture captures light and shadow creating a natural, rugged appeal.



Aztec



Allegheny



ALLEGHENY



AZTEC

H x W x D

6 x 16 x 12

SINGLE SIDED WALL
SQ FT/PALLET: 40

6 x 16 x 8

SINGLE SIDED CORNER
SQ FT/PALLET: 16

6 x 16 x 7

DOUBLE SIDED WALL UNITS
SQ FT/PALLET: 30

6 x 10 x 7

DOUBLE SIDED WALL UNITS
SQ FT/PALLET: 18

6 x 6 x 7

6 x 16 x 6

DOUBLE SIDED CORNER UNITS
PCS/PALLET: 48

6 x 8 x 8

Corners, cap and footer block units available. Scan product QR code for details.

HERITAGE COLLECTION

DIAMOND[®] 10DS

RETAINING



Offering a more uniform rough-hewn texture, this wall provides versatility for various applications. Its weathered stone look blends seamlessly with natural landscapes.



Iron Bay



ASHWOOD

Swatch represents product color only.



IRON BAY



JAMES RIVER



SHADED GRAY

H x W x D

6 x 17 $\frac{1}{4}$ x 10

WALL BLOCK

SQ FT / PALLET: 43.2

3 x 18 x 13

XL CAP*

PCS / PALLET: 72

*XL Cap also available in Fossil Beige & Potomac

Corner unit available.

Scan product QR code for details.




HERITAGE COLLECTION

DIAMOND PRO STONE CUT[®]

RETAINING



Ideal for large-scale projects, this wall system features a classic rough-hewn split stone face with a weathered look.



Brittany Blend



Brittany Blend



BRITTANY BLEND*



GRAY

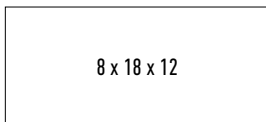


JAMES RIVER



SHADED GRAY*

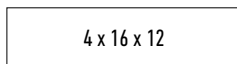
H x W x D



8 x 18 x 12

WALL BLOCK

SQ FT / PALLET: CRO - 48, RVA - 45



4 x 16 x 12

4" UNIVERSAL CAP

PCS/PALLET: CRO - 48, RVA - 60

*Pin System wall blocks are available in Brittany Blend and Shaded Gray

Corner unit available.

Scan product QR code for details.


HERITAGE COLLECTION

HIGHLAND STONE[®]


RETAINING | FREESTANDING



The rough-hewn face and multiple pieces of this wall provide a natural stone aesthetic with a rustic hand-stacked look. Each block has a rugged, varied split-stone appearance.



Iron Bay



ASHWOOD



FOSSIL BEIGE

Swatch represents product color only.



IRON BAY



JAMES RIVER



POTOMAC



SHADED GRAY

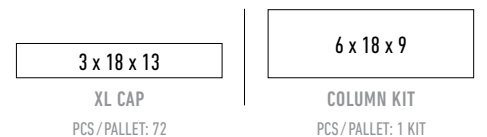
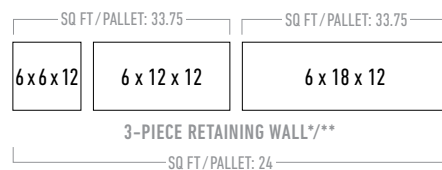
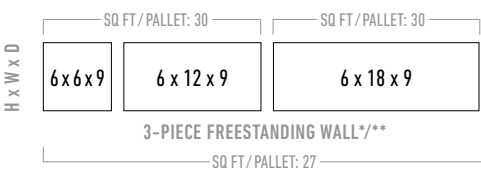
COLUMN KIT

27" width
60" height
Stacks 10 rows high
32" Column Cap sold separately

*6"/12" & 18" are sold separately in Ashwood, Fossil Beige, Iron Bay, & Shaded Gray.

**3-piece is sold in Ashwood, Iron Bay, James River, Potomac, & Shaded Gray.

Corner/Column unit available. Scan product QR code for details.



METROPOLITAN COLLECTION

MELVILLE™ WALL

GARDEN | FREESTANDING



Distinctive smooth faces, subtle edges and clean design make this wall stand out for the modern aesthetics it provides. System is comprised of a double-sided wall unit, along with a matching cap.



Cliffside & Cheswick



Cheswick

DESIGN TIP

Integrate the matching cap into wall designs to create depth. Then, for a dramatic effect, add hardscape lights to draw attention to the wall's multi-dimensional appeal.



ANTHRACITE



CHESWICK



CLIFFSIDE

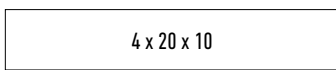


HICKORY



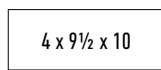
SCANDINA GRAY

H x W x D



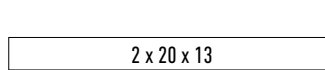
4 x 20 x 10

WALL BLOCK
SQ FT / PALLET: 26.6



4 x 9 1/2 x 10

WEDGE*
PCS / PALLET: 72



2 x 20 x 13

CAP
PCS / PALLET: 60

**Wedge unit is only available in Anthracite, Hickory, and Scandina Gray*


HERITAGE COLLECTION

WESTON STONE™

GARDEN | FREESTANDING



Offering the look of tumbled cut stone, this wall block is double-sided for the design flexibility to create a wide variety of garden walls and outdoor living features.



Shaded Gray



Shaded Gray



FOSSIL BEIGE



JAMES RIVER



SHADED GRAY

FINISHING TIP


Marina Coping works well as a contrasting cap for Weston Stone. The bullnose edge is particularly ideal for enhanced comfort on seat walls. See page 92

H x W x D

4 x 12 x 8

SQ FT/PALLET: 40





CAPS, COPING, EDGERS & STEPS

Functional and aesthetic accessories increase the longevity and performance of your Belgard hardscape. From bullnose pool coping to concrete paver edging, these additions provide perfect finishes.

- 90 **Belmont Caps & Step**
- 91 **Curbstone**
- 92 **Marina™ Coping**

NATURAL COLLECTION

BELMONT


CAPS & STEP



The combination of hand-chiseled stone and large-format cap sizes enhances visual impact. A sophisticated natural stone-like texture complements any element with a refined polished look.



Brownstone



Bluestone



BLUESTONE



BROWNSTONE

DESIGN TIP

To create multi-faced chiseled edged steps, choose the three-sided step option. For steps showing a chiseled front face, there is a one-sided option.

47½ x 15 x 6

STEP

PCS/PALLET: 3

52 x 13 x 2

STAIR TREAD CAP

PCS/PALLET: 18

20 - 18¼
x 16 x 2

16" END CAP

PCS/PALLET: 16

24¼ - 21¼
x 16 x 2

16" CAP

PCS/PALLET: 32

36 x 14 x 2

14" CAP

PCS/PALLET: 18

28 x 28 x 3

28" PIER CAP

PCS/PALLET: 4

32 x 32 x 2

32" PIER CAP

PCS/PALLET: 4


HERITAGE COLLECTION

CURBSTONE


EDGER



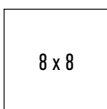
Designed to provide a textural accent, the time-worn finish of this edger has rustic qualities and a classic, natural look that seamlessly integrates into various designs.



JAMES RIVER



SHADED GRAY



SQ FT / PALLET: 9.9

HERITAGE COLLECTION

MARINA™

COPING | 60MM




The smooth surface texture and refined, rounded edges make this bullnose coping a classic finishing touch to enhance pools and a variety of outdoor features.



Midnight



Fossil Beige



BOURBON



CHOCOLATE



FOSSIL BEIGE



IRON BAY



JAMES RIVER



MIDNIGHT



SCANDINA GRAY



SHADED GRAY

6 x 12

PCS/PALLET: 168



KITCHENS & FIRE FEATURES

Start living in your new space sooner with our innovative outdoor living systems and kits. These durable systems offer enhanced functionality and significantly faster installation without sacrificing style.

- 96 **Artforms™ Modular Panel System**
- 98 **Bordeaux™ Series**
- 100 **Melville™ Series**
- 102 **Weston Stone™ Traditional Fireplace**

-
- 104 **Aspen Stone™ Fire Pit**
 - 105 **Highland Stone® Fire Pit**
 - 106 **Melville™ Fire Pit**
 - 108 **Weston Stone™ Fire Pit**



METROPOLITAN COLLECTION

ARTFORMS™

MODULAR PANEL SYSTEM



MODULAR
SIZING



Innovative large-format modular panels offer contemporary lines and the versatility to create unlimited architectural features for outdoor living spaces.



Scandina Gray & Midnight




Scandina Gray & Midnight



Scandina Gray

HGTV
DREAM HOME
PROUD SPONSOR 2024

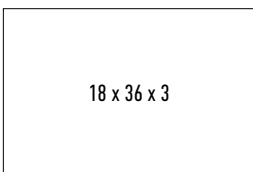
Artforms was featured in the 2024 HGTV®
Dream Home in St. Augustine, Florida.
Belgard.com/HGTVdreamhome



MIDNIGHT
Only available in 6 x 36

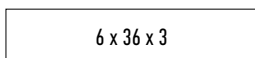


SCANDINA GRAY



18 x 36 x 3

SQ FT / PALLET: 81



6 x 36 x 3

SQ FT / PALLET: 31.5


NATURAL COLLECTION

BORDEAUX™ SERIES

GRILL ISLAND & FIRE FEATURES



In timeless stackstone design with accents that emulate polished limestone, the components of this series transform outdoor living spaces with a coordinated, cohesive look.



*Fireplace & Wood Boxes
in Pewter / Midnight*



Linear Fire Table
in Sienna / Buff



PEWTER / MIDNIGHT



PEWTER / BUFF




SIENNA / BUFF



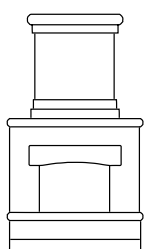
SIENNA / MIDNIGHT



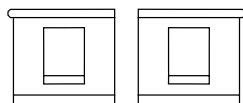
Fireplace & Wood Boxes
in Sienna / Midnight



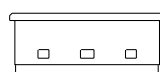
2'6"D x 5'11"W x 3'5"H
GRILL ISLAND
Grill & Doors included



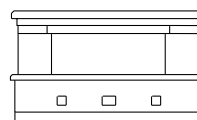
27"D x 4'3"W x 7'8"H
FIREPLACE



2'1/4"D x 3'3"W x 3'1"H Each
WOOD BOXES
Sold as a pair



2'11"D x 6'2"W x 2'5"H
LINEAR FIRE TABLE



3'6 1/2"D x 7'8"W x 4'5 1/4"H
LINEAR FIREPLACE

PLEASE NOTE: All of our fireplaces and fire pits come standard as wood-burning units. However, our fireplaces and fire pits can be retro-fitted for gas burning log sets and burners. Please contact us for more details at 877-235-4273.

Be sure to check with your local municipality for any codes that may affect your installation. Grill island includes stainless grill and door set. Grill is available in propane or natural gas. Must be specified when placing order.

METROPOLITAN COLLECTION

MELVILLE™ SERIES

GRILL ISLAND & FIRE FEATURES




Stunning linear design features a smooth face and subtle edges to deliver a sleek, contemporary style. Components work together to provide a cohesive finished look.



Fireplace & Wood Boxes



Grill Island



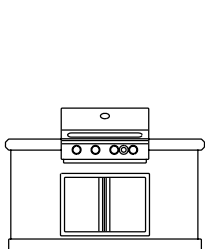
Linear Fire Table

DESIGN TIP

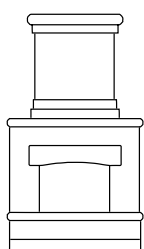
The Melville Series includes premium, stainless steel appliances and gas inserts from the Belgard Elements collection. See page 114



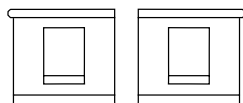
SCANDINA GRAY / MIDNIGHT



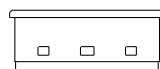
2'6" D x 5'11" W x 3'5" H
GRILL ISLAND
Grill & Doors included



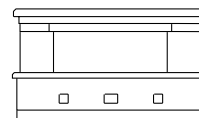
2'7" D x 4'3" W x 7'8" H
FIREPLACE



2'1 1/4" D x 3'3" W x 3'1" H Each
WOOD BOXES
Sold as a pair



2'11" D x 6'2" W x 2'5" H
LINEAR FIRE TABLE



3'6 1/2" D x 7'8" W x 4'5 1/4" H
LINEAR FIREPLACE

PLEASE NOTE: All of our fireplaces and fire pits come standard as wood-burning units. However, our fireplaces and fire pits can be retro-fitted for gas burning log sets and burners. Please contact us for more details at 877-235-4273.

Be sure to check with your local municipality for any codes that may affect your installation. Grill island includes stainless grill and door set. Grill is available in propane or natural gas. Must be specified when placing order.

HERITAGE COLLECTION

WESTON STONE™


TRADITIONAL FIREPLACE



The natural tumbled stone appearance of this fireplace brings a classic, timeless look to any outdoor space, creating a captivating focal point.



Shaded Gray



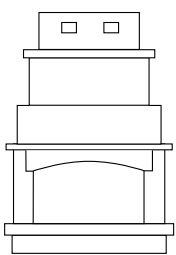
Shaded Gray



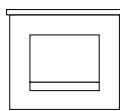
SHADED GRAY



JAMES RIVER



4'4" D x 5' W x 8'4" H
FIREPLACE



2'4" D x 2'8" W x 2'11" H
WOOD BOX

PLEASE NOTE: All of our fireplaces and fire pits come standard as wood-burning units. However, our fireplaces and fire pits can be retro-fitted for gas burning log sets and burners. Please contact us for more details at 877-235-4273. Be sure to check with your local municipality for any codes that may affect your installation.

HERITAGE COLLECTION

ASPEN STONE[®]

FIRE PIT KIT



The time-worn look of organic split stone combines with convenience. Designed to be functional and aesthetically pleasing, this fire pit adds charm and warmth to neutral palettes.



Shaded Gray



ASHWOOD



SHADED GRAY



JAMES RIVER

ROUND FIRE PIT

42" outside diameter
28" inside diameter
20" height
Stacks 5 rows high

4 x 11⁵/₈
ROUND KIT

47" x 10"
4-PIECE RING CAP SET
Sold separately

PLEASE NOTE: All of our fire pits come standard as wood-burning units. However, our fireplaces and fire pits can be retro-fitted for gas burning log sets and burners. Please contact us for more details at 877-235-4273.

Be sure to check with your local municipality for any codes that may affect your installation.

HERITAGE COLLECTION

HIGHLAND STONE[®]

FIRE PIT KIT



The rough-hewn face of this fire pit brings natural stone craftsmanship into focus. Hand-stacked blocks in alternating sizes offer variation for the eye.



Iron Bay



ASHWOOD



IRON BAY



JAMES RIVER

ROUND FIRE PIT

63" outside diameter
46" inside diameter
23 1/8" height
Stacks 7 rows high

3 x 6

3 x 12

ROUND KIT



66" x 12"

8-PIECE RING CAP SET

Sold separately

PLEASE NOTE: All of our fire pits come standard as wood-burning units. However, our fireplaces and fire pits can be retro-fitted for gas burning log sets and burners. Please contact us for more details at 877-235-4273.

Be sure to check with your local municipality for any codes that may affect your installation.

NEW

METROPOLITAN COLLECTION

MELVILLE™

FIRE PIT



Special wedge-shaped blocks of our smooth-faced Melville Wall create this circular fire pit to perfectly complement our Melville Series of walls and outdoor features.



Anthracite



Anthracite

ROUND FIRE PIT

54 $\frac{3}{8}$ " outside diameter
 34 $\frac{3}{8}$ " inside diameter
 Stacks 4 rows high
Cap sold separately. Elements inserts sold separately. See page 114



ANTHRACITE



HICKORY



SCANDINA GRAY

4 x 9 $\frac{1}{2}$ x 10

PLEASE NOTE: All of our fire pits come standard as wood-burning units. However, our fireplaces and fire pits can be retro-fitted for gas burning log sets and burners. Please contact us for more details at 877-235-4273.

Be sure to check with your local municipality for any codes that may affect your installation.


HERITAGE COLLECTION

WESTON STONE™

FIRE PIT KIT



With the look of tumbled cut stone, this fire pit makes a beautiful addition to any outdoor living space and is the ideal complement to projects with Weston Stone walls.



Shaded Gray



ROUND FIRE PIT I

61" outside diameter
 45" inside diameter
 Stacks 5 rows high
Insert is not included.
Compatible 8-piece ring cap set is sold separately.
 Available in Ashwood, Shaded Gray & James River

ROUND FIRE PIT II

55" outside diameter
 39" inside diameter
 Stacks 4 rows high
Insert is included.
 Available in Fossil Beige & Shaded Gray

SQUARE FIRE PIT


56" outside diameter
 40" inside diameter
 Stacks 4 rows high
Insert is included.
 Available in Fossil Beige & Shaded Gray



ASHWOOD



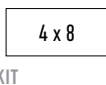
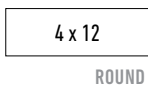
FOSSIL BEIGE



SHADED GRAY



JAMES RIVER



66" x 12"
 8-PIECE RING CAP SET*
 Sold separately

*Ring cap set is only compatible with Round Fire Pit I

PLEASE NOTE: All of our fire pits come standard as wood-burning units. However, our fireplaces and fire pits can be retro-fitted for gas burning log sets and burners. Please contact us for more details at 877-235-4273.

Be sure to check with your local municipality for any codes that may affect your installation.



A photograph of an outdoor patio area at night. The patio is paved with large, irregular, light-colored stone pavers. A low, dark stone wall runs along the edge of the patio. Underneath the wall, there are several recessed lighting fixtures that are illuminated, casting a warm, yellow glow. In the background, there are some green plants and a dark, rounded object, possibly a lamp or a planter.

I ACCESSORIES

Add final touches to your outdoor space with our accessories. From outdoor heaters to lighting, our selection includes products that offer comfort, functionality and aesthetics.

112 Heat & Shade

114 Elements™

116 Lighting

118 Paver Care


FINISH YOUR SPACE

ENHANCED COMFORT & AESTHETICS



WANT MORE
STYLE OPTIONS?
ELEMENTSHOME.COM

SCAN HERE



SHADE + PRIVACY

Elements™ Pergolas and Decorative Screen Panels are the ideal way to customize your space with added shade, privacy or decorative accents. With a variety of biophilic or architectural patterns to choose from, create a unique look that enhances your personal sense of style.

Decorative Screen Panels can be incorporated throughout your backyard to tie the design together. In addition to Pergola accents and stand-alone kits, incorporate panels into selected vinyl fencing styles, as a vinyl or aluminum railing infill option, or as an alternative to under-deck lattice.

DESIGN TIP

PERGOLAS *(decorative screen panels sold separately)*

Define your space and filter the sunlight without blocking airflow. Add wall panels for additional privacy.



Standard Pergola



Pergola with Side Wall

OUTDOOR HEATERS

Extend your outdoor living season into the cooler months with our new outdoor heaters.




Elements Classic White
Slimline Electric Heater



PRIVACY SCREENS *(decorative screen panels sold separately)*

Easily customize your space by configuring panels as the border of an outdoor room.



Decorative Screen
Panel Frame Kit

DECORATIVE SCREEN PANELS

Choose from a variety of architectural styles for a personalized look.



Freesia



Aztek

ENHANCED OUTDOOR LIVING
ELEMENTS™
 APPLIANCES & ACCENTS



WANT MORE KITCHEN, FIRE
 OR WATER FEATURES?
ELEMENTSHOME.COM



FIRE PITS & BOWLS

Artisan fire features and planters to enhance the style of your space.



Artisan Cast Stone
 Rectangle Fire Pit




Artisan Cast Stone
 Square Bowl

FIRE PIT INSERTS

Burner kits and inserts for easy installation of fire features.



Elements Round Gas
 Fire Pit Burner Kit



Smoke-less
 Fire Pit Insert

ARTFORMS™ + ELEMENTS™

Our Artforms™ Modular Panel System is designed to work seamlessly with Elements™ appliances and accessories for the efficient installation of contemporary outdoor kitchens and living rooms.

See page 96

For outdoor living room and kitchen design ideas using Artforms and Elements, download our Idea Book.



DESIGN TIP



OUTDOOR COOKING *(carts available for freestanding options)*

Gourmet cooking appliances for outfitting your outdoor kitchen including grills, burners, smokers and more.



Elements Blue Diamond Kamado



Elements Griddle



Elements Pro Built-In Grill

OUTDOOR KITCHEN STORAGE

Storage and refrigeration for enhancing functionality.



Elements 2-Bin Trash Door



Elements Double Drawers





Elements 22" Outdoor Refrigerator

OUTDOOR LIVING LIGHTING SOLUTIONS



WANT MORE
LIGHTING OPTIONS?
BELGARD.COM/LIGHTING

SCAN HERE



WALL & POST SCONCE LIGHTS

Enhance visibility and illuminate entrances for guests.

COLOR CHANGING
R G B C W



Traditional Up & Down Sconce

Modern Sconce

BISTRO LIGHTS

Add a festive vibe to your space for outdoor entertaining.



Hanging Edison Bistro Lights

HARDSCAPE LIGHTS

Incorporate into walls, features and stairways for improved safety.

COLOR CHANGING
R G B C W



Replaceable LED Step & Wall Light


COLOR CONTROL APP

Our lighting fixtures and lamps feature RGB color control as well as kelvin (warm - cool white), dimming, and zone control via Bluetooth® connection from your device. Search for “Tru-Scapes” in the app store.



Incorporate lighting in your design plans. Illumination increases the amount of time you can spend outdoors, provides safety, creates ambiance and enhances the beauty of your design.

DESIGN TIP



PILLAR LIGHTS

Extend time outside by lighting up columns and pillars.



Noble Pillar Light




PAVER LIGHTS

Incorporate into patio borders and walkway paver patterns for improved visibility.



Traditional Low Voltage LED Paver Lights



DOT LIGHTS

Install into pavers, slabs or decking to sprinkle illumination throughout your space.



2.5" In-Ground LED Dot Light

MAINTENANCE & PROTECTION

PROTECT YOUR INVESTMENT

For 40 years, Techniseal® products have been trusted by residential and commercial hardscape installers. As a one-stop shop, Belgard offers Techniseal sealers, adhesives and edging to help you protect your purchase and achieve long-lasting results.



WANT MORE
PRODUCT OPTIONS?
BELGARD.COM/TECHNISEAL

SCAN HERE



REMOVE STAINS

Tackle tough surface stains with specially formulated stain removers.



Rust stain remover

Dirt & grease stain remover

ELIMINATE EFFLORESCENCE

Maintain and restore the beauty of your hardscape surfaces.



Paver restorer removes haze created by some polymeric sands

Paver Prep dislodges efflorescence and ground-in dirt

PREVENT WEEDS & EROSION

Enhance aesthetics, durability and stability of paver projects.



The smart choice for everyday installations

High-performance, the only real no-haze, no-dust alternative



Allow your pavers to cure prior to sealant application. Discuss with your contractor, as cure time varies by climate. Maintain the long-term beauty of your pavers by cleaning and resealing every 3 to 5 years.

MAINTENANCE TIP



STAIN RESISTANCE


Protect pavers or enhance color with top quality sealers.



Natural look with matte finish, preserves the natural beauty of pavers



Color Boost CB+ matte finish, enhances the color of pavers



ENHANCE STABILITY

NextGel™ technology ensures stability of patios and walkways.



Fortified hardscape concrete edging



SUPERIOR STRENGTH

Bond construction materials 50% faster (8-minute bond time).



Hardscape foam adhesive



LIFETIME TRANSFERABLE LIMITED WARRANTY

WE COVER A LOT OF GROUND

- TRANSFERRABLE WARRANTY
- TIMELY INVESTIGATIONS
- REPLACEMENT OF DEFECTIVE PRODUCT AT NO CHARGE

Oldcastle APG ("Belgard") is proud to inform you that all of our interlocking concrete paver and retaining walls ("Products") meet and/or exceed the requirements of ASTM C-936 and ASTM C-1372. Belgard guarantees its Products against these standards for the lifetime of the Product defined by ICPI. This guarantee does not apply to splitting, chipping or other breakage that could be caused by impact, abrasion or overloading. This warranty is transferable. The original proof of purchase is required.

This warranty is only valid if the material is installed under the guidelines of the CMHA or the Belgard Installation Guideline Manual. Improper installation voids this warranty. This warranty is for residential applications only and does not apply to commercial applications. It is recommended that the job is installed by a Belgard Contractor Program participant who guarantees their workmanship for a minimum of 3 years from the date of install. For warranty service, contact Belgard at 1-877-BELGARD. A service representative will investigate your claim within 10 business days. If the Belgard product fails to meet the specifications, Belgard will replace the defective product at no charge. Color matching cannot be guaranteed. Belgard will not be responsible for any replacement labor, consequential damages or incidental damages. This warranty gives you specific legal rights, and you may also have other rights which vary from state to state. Some states do not allow for the exclusion or limitation of incidental or consequential damages, so the above limitation or exclusion may not apply to you.

The warranties in this limited warranty are the only warranties applicable to the veneer products. There are no other warranties, representations, or conditions of any kind, express or implied, statutory or otherwise, with respect to the interlocking concrete paver or retaining wall products supplied by manufacturer, including, but not limited to, any implied warranties of merchantability or fitness for a particular purpose. All such warranties are hereby specifically disclaimed and manufacturer shall have no liability therefor, notwithstanding (1) manufacturer's actual knowledge of any intended use of the interlocking concrete paver or retaining wall products or (2) any advice or representations that may have been rendered by manufacturer concerning the design, manufacture, fabrication, sale, use, installation or provision of the interlocking concrete paver or retaining wall products. No statement, product, or description by manufacturer or its employees or other representatives, in addition to or beyond this limited warranty shall constitute a warranty. Buyer agrees that its sole and exclusive remedies for breach of this limited warranty, and the sole and exclusive obligations of manufacturer with respect to any claims for breach of this limited warranty, shall be those remedies expressly set forth herein.



REGISTER YOUR WARRANTY

Belgard.com/Warranty

EXPLORE THE 2025

COLOR PALETTE

Explore the variety of colors within our portfolio palette. Color options do vary by product. Please refer to the individual product pages in this catalog or contact your Belgard Sales representative for specific availability.



Due to the natural materials in our products, colors may vary from those shown in our catalog. We recommend viewing actual product samples to ensure the perfect color and finish for each project.

SOLIDS

Consistent color tone used throughout products used primarily for design accents or to create a neutral backdrop.



PEARL*



MOONLIGHT*




GRAY



FOG*



MIDNIGHT



CHOCOLATE*



BOURBON*



ROSEWOOD*



BROWN*

TONE-ON-TONE


Variations of the same color in adjacent shades and tones, typically used for products with contemporary aesthetics.



LINEN BEIGE*



JAMES RIVER




SEPIA



HICKORY



SCANDINA GRAY



SHADED GRAY
(Formerly Sable Blend & Chesapeake)



ANTHRACITE

**Available in Pavers Only **Available in Walls Only*

BLEND S

Blends of three or more complementary or contrasting colors, creating a more dramatic look.



CHESWICK



NEWPORT GRAY*



PEWTER BLEND*



IRON BAY *(Formerly Mountain Mist & Jefferson)*



FOSSIL BEIGE



TUCSON*



TEAK*




ASHWOOD *(Formerly Sienna Blend)*



BRITTANY BLEND**

*Available in Pavers Only **Available in Walls Only



LIBERTY BLEND*



CLIFFSIDE (Formerly Sandbridge)



PHOENIX*



SONORAN*



POTOMAC



AZTEC**



ASPEN**



ADIRONDACK**



ALLEGHENY**

*Available in Pavers Only **Available in Walls Only

COLLECTION REFERENCE CHART

PAVERS	ARTISAN	METROPOLITAN	NATURAL	HERITAGE	ENVIRONMENTAL	PORCELAIN
Aqualine™					●	
Belgian Cobble®				●		
Brooklyn™				●		
Charlestone™				●		
Dimensions™		●				
Eco Dublin®					●	
Geometric Shapes		●				
Glocal						●
Holland Stone				●		
Lagoon						●
London Cobble®				●		
Mega-Arbel®			●			
Noon						●
Origins™			●			
Papyrus™	●					
Quarziti 2.0						●
Trilogy™ Textured			●			
Trilogy™ Smooth		●				
Turfstone™					●	

CAPS, COPING, EDGERS & STEPS	ARTISAN	METROPOLITAN	NATURAL	HERITAGE	ENVIRONMENTAL	PORCELAIN
Belmont Caps & Step			●			
Curbstone				●		
Marina™ Coping				●		
Unico 2.0						●

KITCHENS & FIRE FEATURES	ARTISAN	METROPOLITAN	NATURAL	HERITAGE	ENVIRONMENTAL	PORCELAIN
Artforms™		●				
Aspen Stone™ Fire Pit				●		
Bordeaux™ Series			●			
Highland Stone® Fire Pit				●		
Melville™ Fire Pit		●				
Melville™ Series		●				
Weston Stone™ Traditional Fireplace				●		
Weston Stone™ Fire Pit				●		

WALLS	ARTISAN	METROPOLITAN	NATURAL	HERITAGE	ENVIRONMENTAL	PORCELAIN
Belair Wall®			●			
Cast Stone Wall			●			
Diamond® 10DS				●		
Diamond Pro Stone Cut®				●		
Highland Stone®				●		
Melville™ Wall		●				
Weston Stone™				●		


ARTISAN Hand-tooled. Contemporary.	METROPOLITAN Smooth finish. Clean lines.	NATURAL Stone textures. Sculpted.	HERITAGE Tumbled or soft edges. Split face.	ENVIRONMENTAL Permeable. Eco-friendly.	PORCELAIN High style. Unbeatable durability.
---	---	--	--	---	---



BELGARD
PAVES THE WAY

RESOURCES


FOR THE HOMEOWNER



PROJECT
PLANNING GUIDE



DIGITAL
CATALOG




BELGARD
FINANCING

FOR THE PRO



INSTALLATION
RESOURCES



PRODUCT
SPECIFICATIONS



FIND MY
REP



ARE YOU A HARDSCAPE HERO?

Belgard Contractors can submit their work to be judged by a panel of hardscape professionals to compete for monthly HARDSCAPE HERO awards. Each monthly winner becomes eligible for selection as the regional "HARDSCAPE HERO of the Year."

2024 HARDSCAPE HERO WINNERS

JANUARY Owen Ness - Cross Creek Nursery

FEBRUARY James Aguilera - Apex Masonry LLC

MARCH Andrew Cutright - Greensward LLC

APRIL Vinny Coppola - Stone & Wood Hardscapes LLC

MAY Ricky Simmons - Simmons Lawn & Landscaping

JUNE Greg Coles - ALC Custom Landscapes, Inc.

JULY Jeff Crandell - Scapes, Inc.

AUGUST William Ridgewell - WDR Hardscapes

SEPTEMBER Christina Speiden - Pro-Built Construction

**HARDSCAPE HERO
OF THE YEAR**

OCTOBER Micah Miller - Easton Outdoors

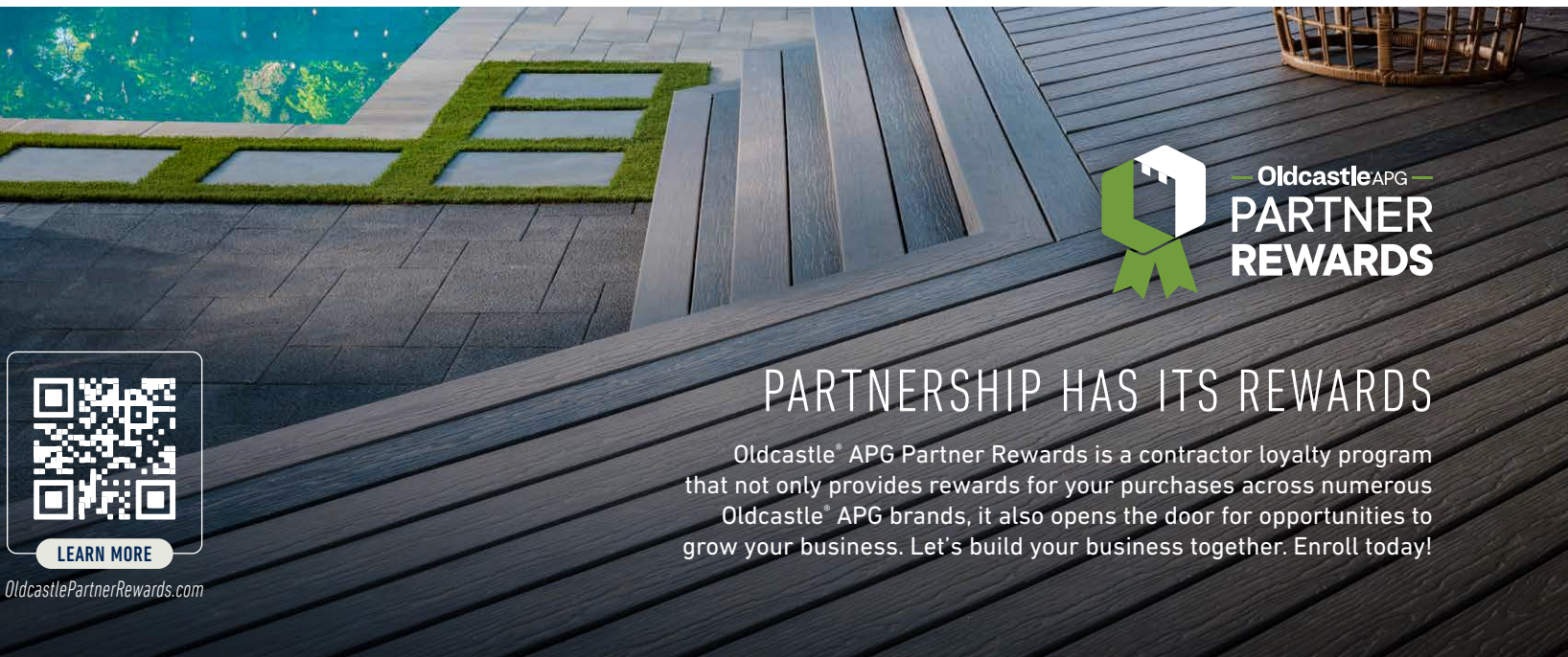
NOVEMBER Matt Scott - Ultimate Hardscapes

DECEMBER Donald Sherbeyn - Sherbeyn's Landscape LLC



[LEARN MORE](#)

[Beldgard.com/HardscapeHero](https://Belgard.com/HardscapeHero)



**Oldcastle^{APG}
PARTNER
REWARDS**

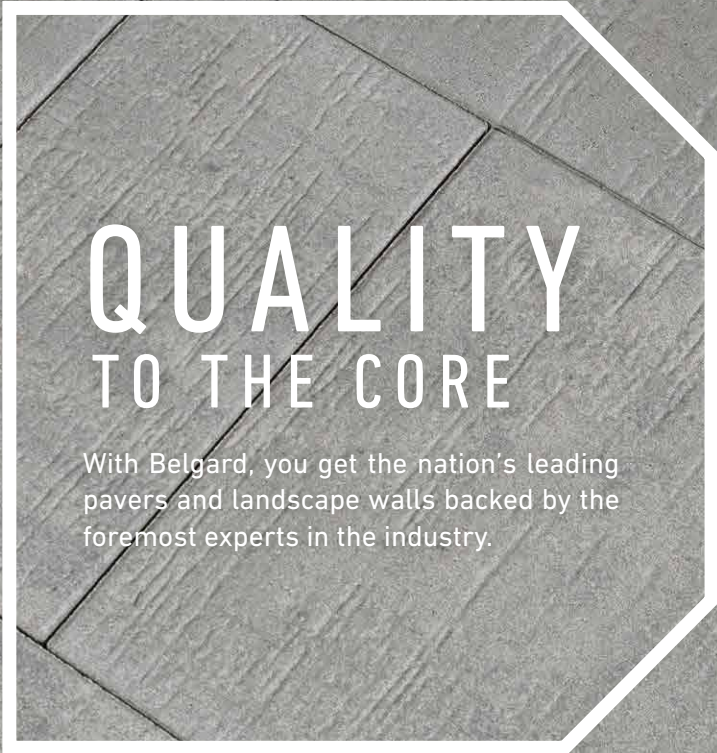

PARTNERSHIP HAS ITS REWARDS

Oldcastle[®] APG Partner Rewards is a contractor loyalty program that not only provides rewards for your purchases across numerous Oldcastle[®] APG brands, it also opens the door for opportunities to grow your business. Let's build your business together. Enroll today!



[LEARN MORE](#)

OldcastlePartnerRewards.com



QUALITY TO THE CORE

With Belgard, you get the nation's leading pavers and landscape walls backed by the foremost experts in the industry.

BELGARD.COM

© Copyright 2025 Oldcastle APG, Inc. All Rights Reserved. BEL24-D-251415

PICTURED ON THE COVER:
DIMENSIONS™ 12 & MELVILLE™ WALL
CONTRACTOR: EASTON OUTDOORS