

BELGARD®

PAVERS • LANDSCAPE WALLS • SHADE AND PRIVACY • POOL FINISHES • GLASS TILE • FENCING
COMPOSITE DECKING • FIRE FEATURES • RAILING • OUTDOOR LIGHTING • OUTDOOR COOKING



Together with our Oldcastle® APG family of brands, we not only transform outdoor spaces, we transform the way families live in those spaces. By providing opportunities to connect, reflect and recharge, our goal is to help others Live Well Outside.



OldcastleAPG
A CRH COMPANY



WHY BELGARD?

WE'LL PAVE THE WAY TOGETHER

QUALITY

Our products are designed to keep pace with your active lifestyle and look good doing it. We believe in every single product we supply, which is why we back them with a lifetime transferable limited warranty.

SERVICE

Belgard and the Oldcastle APG family of brands offer international reach backed by a regionalized infrastructure of more than 150 operating locations. With localized service, every town is our town.

EXPERTISE

For over 25 years, Belgard has set the standard for hardscapes. Our network of Belgard Authorized Contractors are CMHA Certified Concrete Pavers Installers trained to deliver superior craftsmanship. We back both contractors and homeowners with resources for every step of the process from inspiration to installation and beyond.

INNOVATION


With over 20,000 hours each year dedicated to research and development, our products provide the highest level of craftsmanship, set the industry standard for quality, and guide industry trends.

DESIGN

We don't just create products for outdoor spaces – we bring your outdoor vision to life. With a wealth of planning tools and design inspiration, we help turn outdoor dreams into an enduringly beautiful reality.



TABLE OF CONTENTS



04

DISCOVER

Education and inspiration to help you plan and design the ideal outdoor living space.

- 4 Top Trends
- 10 Colors, Textures & Shapes
- 16 Exclusive Technologies
- 22 Design and Planning Tools

30

PRODUCTS

The industry's top hardscapes and accessories for bringing your outdoor vision to life.

- 30 Pavers
- 62 Porcelain
- 78 Wall Systems
- 94 Coping, Edgers & Steps
- 100 Kitchens & Fire Features
- 110 Accessories

120

RESOURCES

Additional resources to guide product selection and ensure a lifetime of enjoyment.

- 120 Product Warranty
- 122 Color Swatches
- 126 Collection Reference Chart
- 127 Resources
- 129 Index

LEGEND



PERMEABLE
INSTALL



MODULAR
SIZING



DURAFUSION™
TECHNOLOGY



DRIVEWAY
APPROVED



LOW SOLAR HEAT
ABSORPTION



UNIFORM
APPEARANCE



SLIGHT
VARIATION



MODERATE
VARIATION



HIGH
VARIATION



GET INSPIRED
TOP TRENDS

ATTAINABLE, AFFORDABLE, ALLURING

PALOS HILLS, IL

Limited space is no reason to limit your outdoor lifestyle. Belgard offers a variety of affordable pavers, fire pits, outdoor kitchens, and accessories that can help you optimize your space no matter the size.

*Featuring Artforms in Scandina Gray &
Noon Porcelain Pavers in Honey*



Featuring Artforms in Scandina Gray

VERTICAL ELEMENTS

MURRAY COUNTY, GA

Add dimension to your space with outdoor features like vertical gardens and fire features. A versatile material for building a wide variety of outdoor features, our Artforms™ Modular Panel System can even be used as wall cladding to add a dramatic visual effect.


THE EVOLUTION OF CURB APPEAL

ANASTASIA ISLAND, FL


Increasing in popularity, a seldom-used front or side yard space can be easily transformed into an inviting retreat for quiet conversation or small gatherings with friends and family.



Try the Belgard Rooms Augmented Reality feature and see how this HGTV® Dream Home Room looks in your outdoor space.



[BELGARD.COM/ROOMS](https://www.belgard.com/rooms)



HGTV
DREAM HOME
PROUD SPONSOR 2024


Featuring Lamina Tandem Wall in Scandina Gray
& Parallelogram Pavers in Scandina Gray



ENHANCE YOUR OUTDOOR EXPERIENCE

GLENDALE, AZ

Strategic lighting, irrigation systems and electrical wiring are a must for outdoor entertaining. Thoughtfully integrating these elements creates an inviting atmosphere that transforms your space. Belgard helps you take it to the next level with ways to conceal these elements in paver designs.



Featuring Melville Plank in Sonoran Gray & Artforms in Scandina Gray



Featuring Noon Porcelain Pavers in Honey

MAKE A NATURAL CONNECTION

NEW YORK CITY, NY

Biophilic design reconnects us with nature, reduces stress, improves cognitive function, and enhances our well-being. Hardscape products with natural textures pair well with vegetation to soften a space and create a calming, grounding effect.






Featuring Belgian Cobble in Midnight and Dublin Cobble in Victorian



DISCOVER

Featuring Dimensions Slab in Linen & Dimensions Paver in Rosewood



Featuring Dimensions Pavers in Midnight & Pearl

THE BOLD AND THE COLORFUL

Combine oversized pavers and vibrant colors as design focal points. These unique pieces make a bold visual statement to show off your individual style.



Featuring Global Porcelain Pavers in Clear & Absolute



Belgard partnered with Tan France to help create his dream home in Salt Lake City. Check out how our products transformed his space.



TAN FRANCE HOME

TRADITIONAL WITH A TWIST

SALT LAKE CITY, UT

Eclectic charm can co-exist with balance when you mix traditional paver textures and patterns with bolder designs and accessories. Color can also play an integral part in bringing an overall design to life.

Featuring Charlestone Pavers in Foundry

MIXED MATERIALS

DUNWOODY, GA

Mix and match styles to further enhance your design by combining pavers with complementary materials like composite decking, faux turf or decorative stone. These contrasting outdoor materials add texture and dimension to enhance the aesthetic appeal of your outdoor space.

MOISTURESHIELD®

MoistureShield® composite decking features an impermeable barrier that fights damage from moisture, rot, insects, and other harmful elements. Visit MoistureShield.com

InstaDeck® Outdoor Flooring provides a seamless transition by using a snap-together tile system that installs MoistureShield® deck boards at the same height as our pavers.



MOISTURESHIELD.COM/INSTADECK

ELEMENTS WORKING IN TANDEM

SCOTTSDALE, AZ


Soothing fountains and dancing flames combine for an amazing outdoor accent around the pool, on the patio, or anywhere you want to make a statement.

PEBBLETEC®

In addition to the "World's Most Trusted Pool Finishes," PebbleTec® creates exquisite tile, fire and water features, and more. Visit PebbleTec.com

BELGARD IS THE
COLOR AUTHORITY

Belgard is a pioneer in the use of color for hardscapes. Our rigorous R&D department continually researches design trends and refines processes for transforming locally sourced aggregates into rich color tones that maintain their beauty for a lifetime.



*Featuring Dimensions & Origins in
Shaded Gray & Ashbury Haze*



Cheswick



Pearl



Scandina Gray



Shaded Gray



Fog

Use color and texture to enhance your designs. For subtle accents, vary textures within the same color family. For a more dramatic effect, accent with a contrasting color. For heightened visual interest, vary both color AND texture.

DESIGN TIP



Newport Gray

YOUR IMAGINATION HAS NO LIMITS

YOUR COLOR CHOICES SHOULD BE NO DIFFERENT.



Iron Bay



Anthracite



Midnight



Teak



Rosewood



Bourbon

From rich, warm earth tones to grays and serene neutrals, we have the ideal shade and coordinating colors across our most popular styles to enhance your home.



Cliffside



Ashwood



Hickory



Sepia

Due to the natural materials in our products, colors may vary from those shown in our catalog. We recommend viewing actual product samples with your contractor to ensure you choose the perfect color and finish for your project.



PAPYRUS™

This new modular marvel features clean modern edges, with a unique face that mimics the look of hand-tooled striations and the texture of organic textiles.

DO YOU FEEL IT?

Hardscapes are not limited to a few natural tones and flat textures. With our continued innovations in paver textures, you can add visual interest and dimension to your hardscape project.



Smooth



Slate



Tumbled



Split

It's important to consider how the textures you choose relate to those throughout the interior and exterior of your home. Choose similar textures for a minimalist look, or mix and match to create an elegant multi-dimensional design.

DESIGN TIP




Wood-look



Flamed



Textile



Porcelain



Hand-tooled



Cobbled



Sculpted



Quarried





Featuring Brooklyn Paver in Midnight and Dimensions Slab in Scandina Gray.

Use patterns, shapes and colors to add whimsy to a design or to define sitting areas or entertainment zones.

DESIGN TIP


DISCOVER

ADD YOUR OWN TWIST

Belgard's square and rectangular pavers form the foundation for traditional driveways, patios, and walkways. If you're looking to add scale and unique designs, try using geometric shapes to create curves and dimension for either a subtle accent or a dramatic look.



Featuring Diamond Geometric Shape in Graphite, Foundry & Linen.



BELGIAN
COBBLE®

Use permeable pavers to design stylish flooring for outdoor shower drains or water features.

DESIGN TIP

THE BENEFITS OF PERMEABLE PAVERS

Our selection of permeable pavers combines strength, functionality & aesthetics to provide an alternative solution for stormwater management in a variety of applications.

WATER HARVESTING

Reduce water demand for landscaping by designing a permeable paver system that harvests and recycles rainwater.

ELIMINATE STANDING WATER

Improve site drainage to avoid pooling water where mosquitos can breed.

REPLENISH AQUIFERS

Permeable pavers filter water, removing contaminants and ensuring receiving waters and ecosystems are self-sustaining.

MANAGE RUNOFF

Aid landscaping by reducing erosion that occurs when grass is dry or dead.

FLOOD PREVENTION

Permeable pavers can absorb rainwater at a rate of over 500 inches per hour, eliminating runoff.



LOOK FOR THIS ICON
for products that can
be installed as part of a
permeable pavement system.



DISCOVER

PERMEABLE JOINT INFILL OPTIONS

Work with your local Belgard sales representative to design the ideal permeable pavement system to suit both your aesthetic and water management needs.



GRASS / TURF



AGGREGATES



DECORATIVE ROCK



SAND

EXCLUSIVE PAVER TECHNOLOGY FOR

LIMITLESS DESIGN POSSIBILITIES

Belgard's modular paver lines were created to save time on design and installation. Available in many styles, shapes, sizes and textures, these pavers are designed to work together seamlessly to create a limitless number of patterns.

INCREASED CREATIVITY

Create bold geometric patterns, add a fun border, incorporate a faux paver rug, or visually divide your space into separate entertainment zones.

EFFICIENT INSTALLATION

With common nominal sizing, even intricate mix-and-match patterns can be quickly installed with fewer paver cuts. This means you get the look you want with less installation time and less waste.


EXCLUSIVE MIX & MATCH TECHNOLOGY

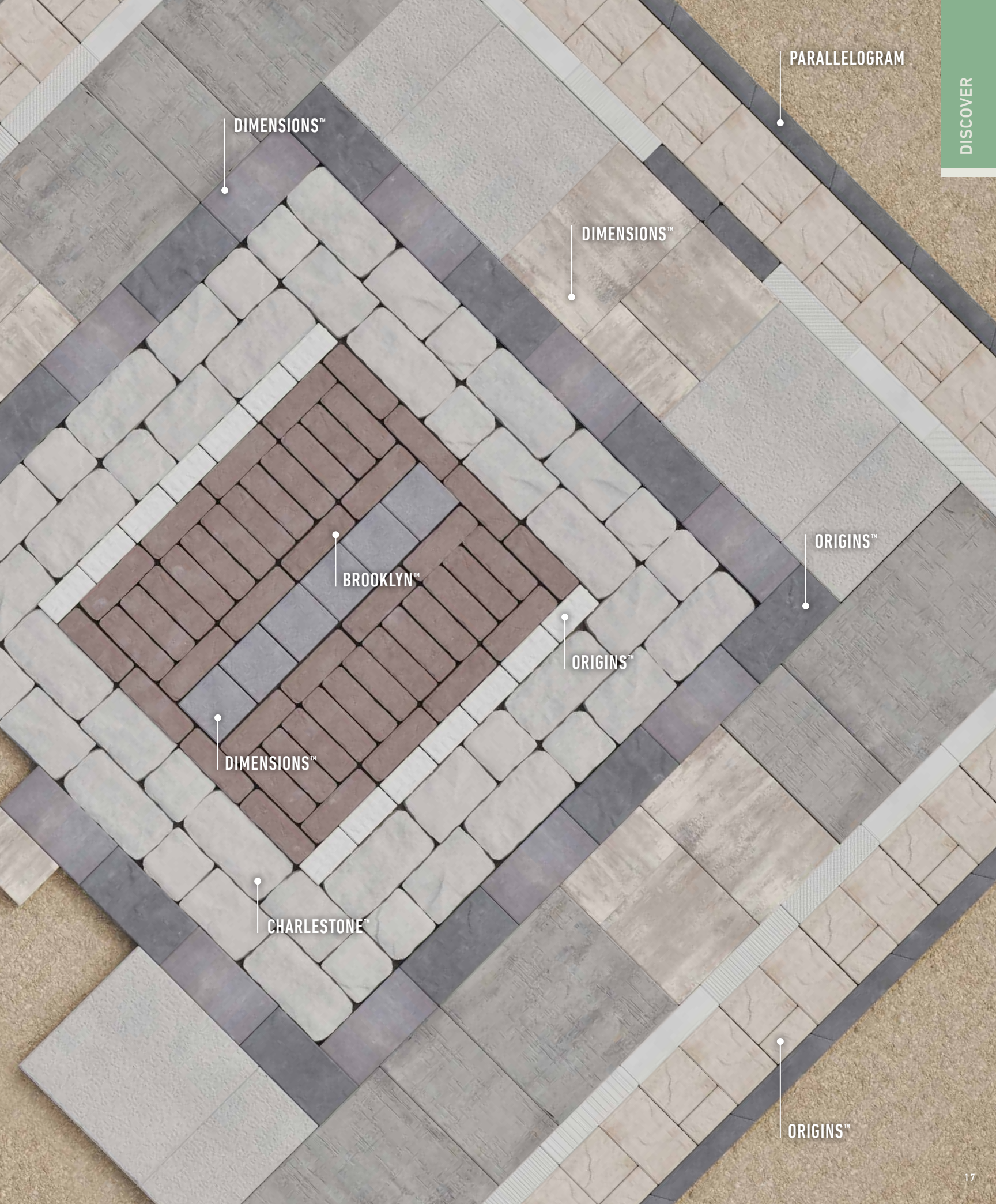
Belgard is the only paver producer with multiple styles in identical nominal sizing. Mix colors. Mix textures. Mix shapes. It all fits together to create truly unique designs.



LOOK FOR THIS ICON

for products that are part of the
Belgard modular system.





DIMENSIONS™

PARALLELOGRAM

DIMENSIONS™

BROOKLYN™


ORIGINS™

ORIGINS™


DIMENSIONS™

CHARLESTONE™

ORIGINS™




MIX AND MATCH
PATTERNS
From classic styling to uniquely you



PATTERN PLAY

THIS OR THAT

With Belgard's multitude of paver styles, shapes and colors, you can create the ideal design to show off your unique personality. Find inspiration here and then visit our website to find a pro installer to make your dreams a reality.



We've done the design work for you! Scan for more ideas on how to mix and match our modular paver lines to create unique and intricate patterns.




MODULAR PATTERNS

KITCHENS • FIRE FEATURES • PLANTERS • GARDENS • SEAT WALLS • BARS



For a more eclectic look, contrast the smooth texture of Artforms with organic and textural design elements like wood or decorative stone.

DESIGN TIP



ARTFORMS™ MODULAR PANEL SYSTEM

MORE OUTDOOR LIVING FEATURES WITH LESS HASSLE

This revolutionary system utilizes a large-format modular panel system to create infinite design possibilities with ease. High-strength concrete is mechanically fastened with stainless steel hardware creating durable outdoor features with little to no mess or disruption.



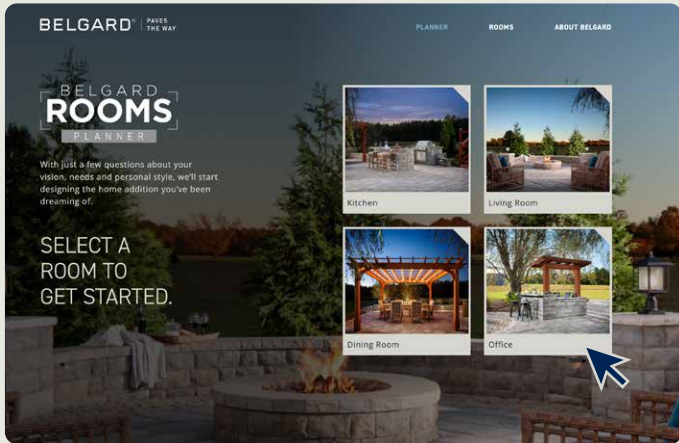
See project ideas for over 30 outdoor living features in our Artforms Idea Book.

IDEA STARTER

DIGITAL TOOLS TO HELP YOU PLAN

WITH SOLUTIONS FOR ANY BUDGET

Whether you're just getting started or already have an idea of what you want, we have the resources to help get you through the inspiration phase and solidify your vision.



01 DISCOVER YOUR STYLE

Explore our Belgard Rooms style quiz. With just a few questions about your vision, needs and personal style, we'll provide recommendations to refine your vision.

02 FIND YOUR IDEAL SPACE

Filter predesigned outdoor room templates by size, style, function and feature.



03 SEE IT IN YOUR YARD

Use your smart phone to visually cast Augmented Reality (AR) designs into your yard so you can literally walk into the design and test where elements could go and how you could live in that space. Share your favorite designs with your contractor to start planning.

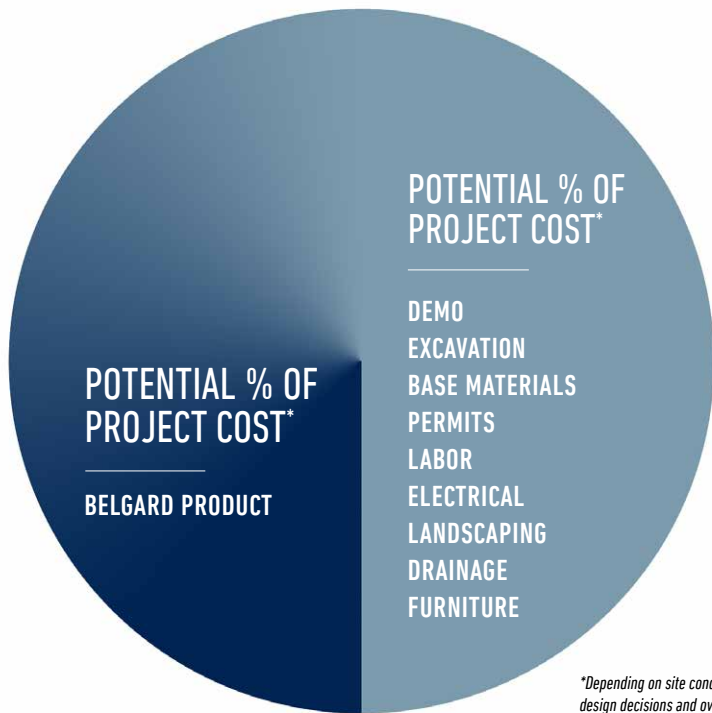


SEE IT NOW



[BELGARD.COM/ROOMS](https://www.belgard.com/rooms)

BUDGET CONSIDERATIONS

Construction projects rarely proceed exactly as initially designed and quoted. Unforeseen complications and decisions during construction can affect costs, which vary based on site conditions, project size, finishes, and more. Pavers and wall products may only account for 20% of the total cost. Choose products you'll enjoy long-term without compromising.



**Depending on site conditions, design decisions and overall scope.*




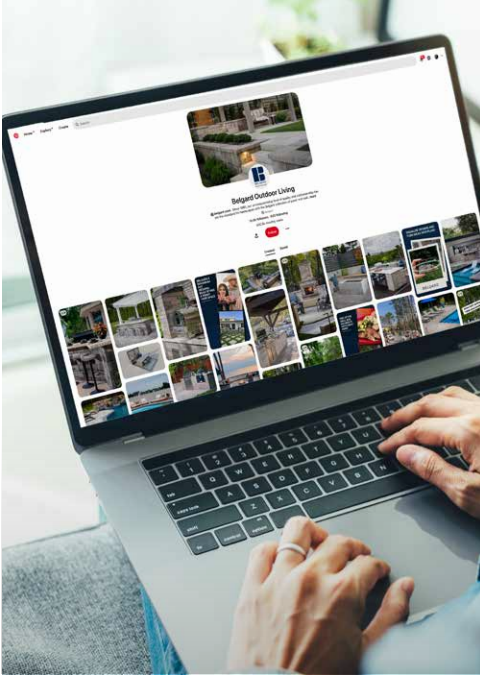
CUSTOMIZING YOUR SPACE

Expanding the project footprint or adding features can raise costs but also significantly boost functionality and enjoyment. Popular upgrades include shade, lighting, fire features, and cooking areas. Work with your contractor to optimize your space within budget, explore financing options, or plan phased construction over time.

START YOUR PROJECT TODAY

A DESTINATION WELL WORTH THE JOURNEY

With the complexities that go into an outdoor project, getting started can be overwhelming. And sometimes, unexpected delays can make the process seem even more daunting. Our comprehensive project guide can help prepare you for each phase of the process from inspiration to installation and beyond. Let's walk the path together.



PLAN YOUR PROJECT

4-6 WEEKS

FIND A CONTRACTOR

2 WEEKS

DESIGN YOUR SPACE

4-6 WEEKS



Seek out inspirational ideas and research local restrictions. And remember, how you plan to use the space is as important as how you want it to look.



Whether working with a referred contractor or using our resources to find one, this is the phase where you solidify your project timeline and begin product selection.



This is the fun part, but sometimes it can take some time to get the design just right. Check out our Belgard Rooms platform to give yourself a head start.

Belgard.com/Rooms

Spring and Summer are the busiest seasons for contractors. Start planning during Winter and source your contractor weeks or even months prior to the start of your project.

PLANNING TIP



INSTALLATION

2-12 WEEKS

AFTER INSTALLATION

6 WEEKS - 12 MONTHS



Permit requirements, weather and other delays can sometimes make progress seem slow. But Belgard's innovative systems help speed installation to get you living in your space sooner.



Don't forget to have your pavers sealed and to register your warranty. Now you're ready for a lifetime of outdoor living enjoyment!

[Belgard.com/Warranty](https://www.belgard.com/Warranty)

GET DETAILED PLANNING TIPS



SCAN HERE

DOWNLOAD THE FULL
PROJECT GUIDE


HOW IT'S MADE

Invest in high-quality products from Belgard. With fewer repairs and replacements over time, our durable products provide long-lasting performance and offer better value for your investment.


PRODUCT TIP

QUALITY FOR LIFE

Belgard has taken the artistry of handcrafted stone to a higher level. Through research and innovation, we've developed a deep understanding of how to make modern, best-in-class hardscape products that fit the lifestyle of today's homeowners and commercial developments, while still honoring the artisans of old.



RESEARCH & DEVELOPMENT



QUALITY ASSURANCE

INTENTIONAL AT EVERY STEP

Every step of our manufacturing process incorporates rigorous research, testing and quality assurance. Whether our teams are designing a new surface texture, validating a color formula, or inspecting finished product for defects, we demand the highest quality from each of our facilities across North America. We believe in creating world-class building products that stand the test of time.

See our lifetime warranty on page 120

ANY PROJECT, ACROSS NORTH AMERICA


BELGARD HAS YOU COVERED

Belgard is the **only** hardscape company with everything you need for any outdoor living project. From driveways and outdoor kitchens to poolscapes and engineered retaining walls, we've got you covered. Classic styling to bold contemporary looks, we've got you covered. Metropolitan terraces to remote rural escapes, we've got you covered. Across the U.S. and Canada, you guessed it, we've got you covered.



KITCHENS & APPLIANCES

FREESTANDING & RETAINING WALLS




POOL COPING

SEAT WALLS & CAPS

FIRE FEATURES



PAVERS



FREESTANDING & RETAINING WALLS

STEPS





I PAVERS

Whether you're looking for a patio with old-world charm or a walkway with contemporary flair, Belgard offers a wide variety of concrete pavers and paving stones to fit your style.

- 32 **Aqua Dublin[®]**
- 33 **Aqualine[™]**
- 34 **Basalt[™]**
- 36 **Brooklyn[™]**
- 38 **Cambridge Cobble[®]**
- 40 **Charlestone[™]**
- 42-47 **Dimensions[™]**
- 48 **Dublin Cobble[®]**
- 49 **Empire[™]**
- 50 **Geometric Shapes**
- 51 **Holland Stone**
- 52 **Mega-Arbel[®]**
- 54-57 **Origins[™]**
- 58 **Papyrus[™]**
- 60 **Plaza[™]**
- 61 **Turfstone[™]**

ENVIRONMENTAL COLLECTION

AQUA DUBLIN®

3-PIECE PERMEABLE | 80MM



DRIVEWAY
APPROVED



PERMEABLE
INSTALL



Reduce stormwater runoff with a permeable system that offers a smooth surface and the classic look of cut stone.




Toscana



TOSCANA



VICTORIAN



Victorian

$2\frac{63}{64} \times 6\frac{13}{32}$

$6\frac{15}{32}$
X
 $6\frac{15}{32}$

$6\frac{15}{32} \times 9\frac{13}{16}$

3-PIECE

SQ FT / PALLET: 90.8

ENVIRONMENTAL COLLECTION

AQUALINE™ 4.5 X 9

PERMEABLE PAVER | 80MM




DRIVEWAY APPROVED



PERMEABLE INSTALL



An environmentally friendly choice with a smooth surface and crisp clean lines for stunning contemporary designs. Versatile pattern range provides ultimate design flexibility.




Toscana



TOSCANA



VICTORIAN



Victorian

4½ x 9

SQ FT / PALLET: 90

NOTE: Sold in herringbone machine lay pattern. Multiple half pieces on every layer.

ARTISAN COLLECTION

BASALT™

3-PIECE PAVER | 60MM



MODULAR
SIZING




DURAFUSION™
TECHNOLOGY



The distinct character of flame-textured or hammered stone is enriched with DuraFusion Technology for enhanced color, texture and wear resistance.



Midnight



Scandina Gray

HGTV
DREAM HOME
PROUD SPONSOR 2024

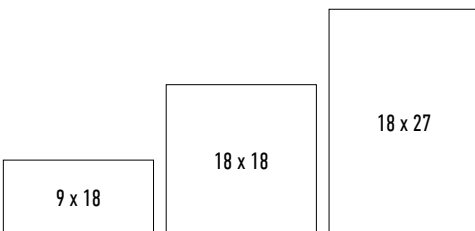
Basalt was featured in the 2024 HGTV®
Dream Home in St. Augustine, Florida.
Belgard.com/HGTVdreamhome



MIDNIGHT 



SCANDINA GRAY 



BASALT 18 | 3-PIECE
SQ FT / PALLET: 112.5

HERITAGE COLLECTION

BROOKLYN™

PAVER | 60MM



MODULAR
SIZING



DURAFUSION™
TECHNOLOGY




DRIVEWAY
APPROVED



Its warm, weathered stone appearance delivers a timeless look enriched with DuraFusion Technology for enhanced color, texture and wear resistance.



Rosewood



Midnight

FINISHING TIP

Brooklyn Pavers work well as a border, an accent band, or to define the transition from one outdoor room to another.



MIDNIGHT 



ROSEWOOD 

3 x 9

SQ. FT./PALLET: 103.13

HERITAGE COLLECTION

CAMBRIDGE COBBLE®

PAVER | 60MM




DRIVEWAY
APPROVED



Gently rounded corners and a domed pillow-top surface provide clean lines and a classic architectural appearance.



Victorian



Victorian



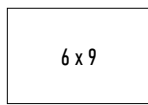
TOSCANA



VICTORIAN

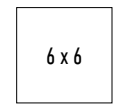


GRAPHITE
Only available in 6 x 9



6 x 9

SQ. FT./PALLET: 112



6 x 6

SQ. FT./PALLET: 120

Can be tumbled upon request. Contact your Belgard® representative for pricing and lead time.

HERITAGE COLLECTION

CHARLESTONE™

3-PIECE PAVER | 60MM



MODULAR
SIZING




DRIVEWAY
APPROVED



Designed to evoke the charm of early American streets, this system mimics the historical elegance of weathered, hand-cobbled stone.



Graphite



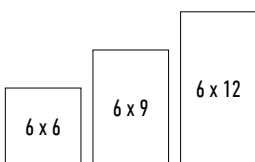
GRAPHITE



RIO



VICTORIAN



3-PIECE
SQ FT / PALLET: 104.4

DESIGN TIP

A dramatic driveway with old-world charm is a snap with Charlestone! These pavers are designed and palletized for fast machine installation by your contractor.

METROPOLITAN COLLECTION

DIMENSIONS™

3-PIECE SYSTEM | 60MM | 80MM*



MODULAR
SIZING



Versatility meets contemporary design with multiple system sizes that all feature a smooth face and crisp, clean lines.



Scandina Gray



Scandina Gray



SEPIA 



SHADED GRAY 



ASPEN



HICKORY
Only available in Dimensions 12 - 60mm



RIO



SCANDINA GRAY

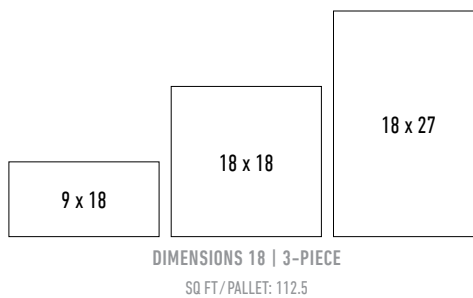
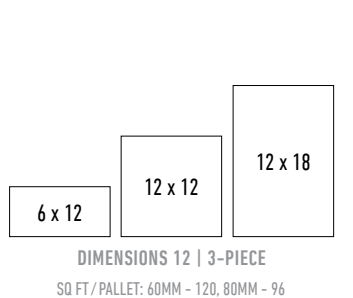
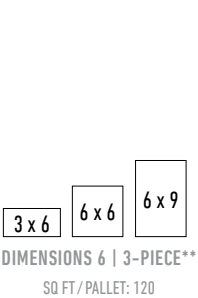


VICTORIAN

DESIGN TIP



Use Dimensions 6 60mm and Dimensions 12 80mm pavers for durable driveway applications.



**80mm is only available in Dimensions 12 in Victorian, Aspen & Rio
**Dimensions 6 is not available in Sepia & Shaded Gray*

METROPOLITAN COLLECTION

DIMENSIONS™

PAVER | 60MM



Accentuate contemporary style with a smooth, linear surface to create borders and inlaid designs that are captivating and timeless.



MODULAR
SIZING



DRIVEWAY
APPROVED



GRAPHITE



VICTORIAN

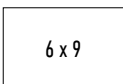


MIDNIGHT 

DESIGN TIP



Use Dimensions 6 x 9 for durable driveway applications or for borders and inlay designs.



SQ FT / PALLET: 120

METROPOLITAN COLLECTION

DIMENSIONS™

PLANK | 80MM



MODULAR
SIZING



DRIVEWAY
APPROVED



An elongated plank shape combined with the extra thickness of these pavers offers a smooth expansive surface full of clean lines for a modern architectural appearance.



GRAPHITE



RIO



SCANDINA GRAY

3 x 12

SQ FT/PALLET: 88

METROPOLITAN COLLECTION

DIMENSIONS™

SLAB | 60MM




MODULAR
SIZING



DURAFUSION™
TECHNOLOGY



The expansive size is distinguished by clean, crisp lines and a smooth, linear surface enriched with DuraFusion Technology for enhanced color, texture and wear resistance.



Scandina Gray



Scandina Gray



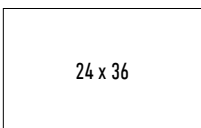
SEPIA 



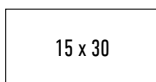
SCANDINA GRAY 



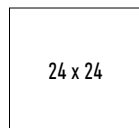
SHADED GRAY 



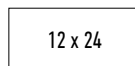
SQ FT / PALLET: 120



SQ FT / PALLET: 93.75



SQ FT / PALLET: 80



SQ FT / PALLET: 120



SQ FT / PALLET: 112.5

HERITAGE COLLECTION

DUBLIN COBBLE®

3-PIECE PAVER | 60MM




DRIVEWAY
APPROVED



The gently distressed surfaces and antiqued edges create a casually elegant time-worn look. This cobble's exceptional stability and durability makes it suitable for driveways.



Rio



Victorian



ASPEN



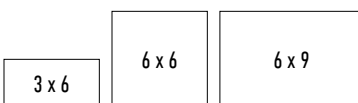
RIO



TOSCANA



VICTORIAN



3-PIECE

SQ FT/PALLET: 114

ARTISAN COLLECTION

EMPIRE™

PAVER | 60MM




MODULAR
SIZING



DURAFUSION™
TECHNOLOGY




The plank shape and hand-tooled face are enriched by DuraFusion Technology for enhanced texture and wear resistance with seven distinct face styles for unique pattern creation.




Scandina Gray



Scandina Gray & Midnight



MIDNIGHT



SCANDINA GRAY

3 x 12

SQ. FT. / PALLET: 110

STYLE TIP

Create captivating mix-and-match patterns using the seven carefully curated face styles of Empire pavers, which are all included on a single pallet.

METROPOLITAN COLLECTION

GEOMETRIC SHAPES

PAVER | 60MM




MODULAR
SIZING



The smooth face of pavers in various shapes offers ultra-modern design and art deco aesthetics. In 3-inch increments, these pavers add visual appeal to borders, accents or inlays.



Scandina Gray & Graphite



GRAPHITE



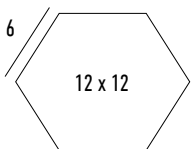
RIO



SCANDINA GRAY

STYLE TIP

Pair Geometric Shapes with the Origins™ and Dimensions™ paver lines for contemporary inlaid designs.



HEXAGON

SQ FT/PALLET: 51.96

HERITAGE COLLECTION

HOLLAND STONE


PAVER | 60MM



DRIVEWAY
APPROVED



The classic architectural appearance is derived from a smooth face and clean lines to offer traditional appeal.



GRAPHITE



RIO



TOSCANA



VICTORIAN

4 x 8

SQ FT / PALLET: 120

NATURAL COLLECTION

MEGA-ARBEL[®]

PAVER | 60MM



The look of flagstone is expressed by this paver's irregular shape, slightly uneven texture and large dramatic scale. False joints create a random look that adds to its natural appeal.



Victorian



Aspen



ASPEN



ASHWOOD



VICTORIAN



15 3/8 x 21

SQ FT / PALLET: 104.4

NATURAL COLLECTION

ORIGINS™

3-PIECE SYSTEM | 60MM | 80MM*



MODULAR
SIZING



Emulating the look and texture of natural chiseled stone, some color options are available enriched with Durafusion for enhanced texture and wear resistance.



Victorian



Rio

DESIGN TIP



Use Origins 6 60mm and Origins 12 80mm pavers for durable driveway applications.



TEAK



CHESWICK



RIO



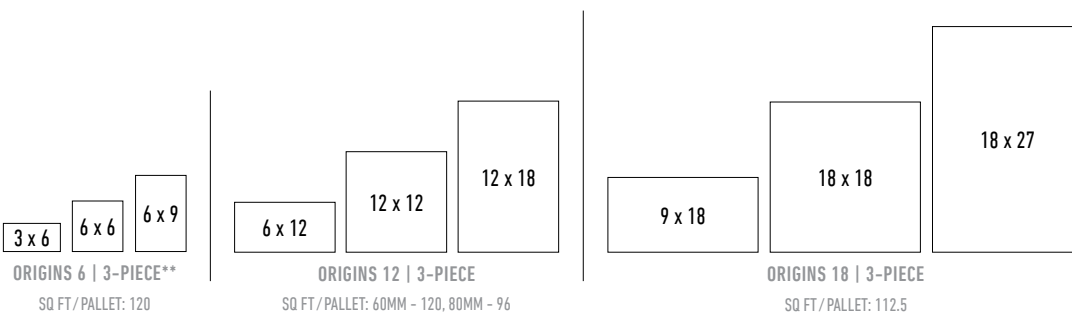
ASHWOOD



ASPEN



VICTORIAN



*80mm is only available in Origins 12 Ashwood & Victorian

**Origins 6 is only available in Victorian

NATURAL COLLECTION

ORIGINS™

PAVER | 60MM




MODULAR
SIZING



DRIVEWAY
APPROVED



With a subtle chiseled stone face, this paver is an ideal choice for driveways, small patios, or for adding a touch of texture as a distinctive border, accent banding and inlaid design.



ORIGINS 6 X 9

Graphite



Graphite

IDEA STARTER

Origins 6 x 9 works well as a border for an inlaid faux rug design to set off a seating area or define an area as an outdoor room.



GRAPHITE



VICTORIAN

6 x 9

SQ FT/PALLET: 120

ARTISAN COLLECTION

PAPYRUS™

3-PIECE PAVER | 60MM



MODULAR
SIZING



DURAFUSION™
TECHNOLOGY



An organic textural experience with modern elegance, this paver's unique face offers an upscale hand-tooled look enriched with DuraFusion for enhanced color, texture and wear resistance.



Scandina Gray



Sepia

DESIGN TIP

Use LED hardscape lights on patios, pool decks and walkways to emphasize the stunning texture of Papyrus.

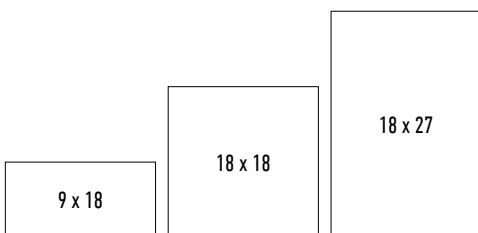
See page 116



SCANDINA GRAY 



SEPIA 



PAPYRUS 18 | 3-PIECE
SQ FT / PALLET: 112.5

METROPOLITAN COLLECTION

PLAZA™

SLAB | 50MM



The large-scale size, smooth surface and tight-fitting joints are ideal for adding a modern and elegant look to high-traffic areas.



Scandina Gray



GRAPHITE




FOUNDRY



SCANDINA GRAY



VICTORIAN



23 3/8 x 23 3/8

SQ FT / PALLET: 88

Plaza Slab is not approved for pedestal applications.


ENVIRONMENTAL COLLECTION

TURFSTONE™

GRID PAVER | 80MM




An open lattice grid design offers turf or gravel infill, creating a unique hardscape design that works in harmony with nature.



DESIGN TIP

The unique design allows rainwater to be gradually filtered back into the soil naturally, resulting in the control and stabilization of soil erosion.

GRAY



15% x 23%

SQ FT / PALLET: 101





I PORCELAIN

Our porcelain pavers line offers several styles in various interpretations of stone and wood. They come in different sizes like planks and large shapes to give you design flexibility.

- 64 **Glocal**
- 66 **Jurupa**
- 68 **Noon**
- 70 **November**
- 72 **Quarziti 2.0**
- 74 **Silverlake**
- 76 **Unico 2.0**

PORCELAIN COLLECTION

GLOCAL

CONCRETE FINISH | 20MM




SLIGHT
VARIATION



The smooth concrete-like finish offers a clean, contemporary aesthetic. Its structured and tight surface texture in neutral shades makes this porcelain paver a versatile design element.



Ideal



Clear

MIRAGE
INSPIRING BETTER LIVING



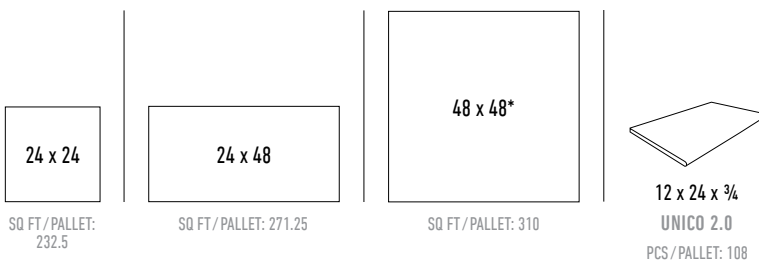
v2   **CLEAR**
GC 01



v2  **IDEAL**
GC 03



v2  **ABSOLUTE**
GC 06



*48 x 48 is special order

PORCELAIN COLLECTION

JURUPA

WOOD FINISH | 20MM



SLIGHT
VARIATION



The robust intrinsic characteristics of smooth planed wood offer warmth and sophistication. Resembling wood, each paver has subtle variations clearly framed by grouted details.



Camp



v2 **COOL**
JP 02



v2 **MASTER**
JP 03



v2 **CAMP**
JP 04

12 x 48

SQ. FT./PALLET: 279

PORCELAIN COLLECTION

NOON

WOOD FINISH | 20MM



MODERATE
VARIATION




HIGH
VARIATION



Warm and stylish, this contemporary expression of simplicity combines the look and feel of natural wood with the durability of porcelain.



Ember



Daylight

MIRAGE
INSPIRING BETTER LIVING



V4
DAYLIGHT
NN 01 ST



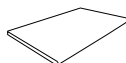
V4
EMBER
NN 02 ST



V3
HONEY
NN 03 ST

12 x 48

SQ. FT./PALLET: 151.8



12 x 24 x 3/4
UNICO 2.0

PCS./PALLET: 108

STYLE TIP

Pair Noon with the matching Unico 2.0 coping for a seamless transition to steps or pools.

NEW

PORCELAIN COLLECTION

NOVEMBER

STONE FINISH | 20MM



SLIGHT
VARIATION



Minimalist styling inspired by nature is found with this versatile porcelain paver. Characteristics of stone and cement embody its texture to offer a simple, yet elegant look.



Warm



Wind

MIRAGE
INSPIRING BETTER LIVING




v2
SLIP-RESISTANT

 **RAIN**
NM 01



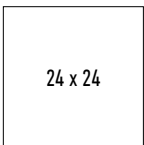
v2
SLIP-RESISTANT

WIND
NM 02



v2
SLIP-RESISTANT

 **WARM**
NM 04



SQ FT / PALLET: 232.5

PORCELAIN COLLECTION

QUARZITI 2.0


STONE FINISH | 20MM



MODERATE
VARIATION



This interpretation of natural quartz incorporates a gentle shading effect with the authentic diversity and subtle iridescence of natural elements.



Waterfall




v3   **GLACIER
QR 01 NAT**




v3   **MOUNTAINS
QR 02 NAT**



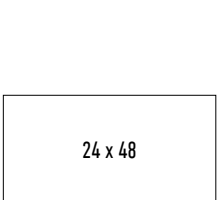
v3  **WATERFALL
QR 03 NAT**



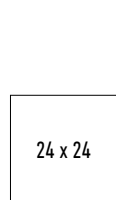
v3  **RIVER
QR 04 NAT**



v3  **MANTLE**
QR 05 NAT**



SQ FT / PALLET: 271.25



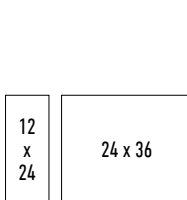
SQ FT / PALLET: 232.5



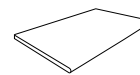
SQ FT / PALLET: 234.9



SQ FT / PALLET: 235.5



SQ FT / PALLET: 279



12 x 24 x 3/4
UNICO 2.0
PCS / PALLET: 108

*12 x 24 is special order
**Mantle is only available in Unico 2.0 & 24 x 24

PORCELAIN COLLECTION

SILVERLAKE

STONE FINISH | 20MM



MODERATE
VARIATION



SUBSTANTIAL
VARIATION



Soft veining effects intertwine with neutral shades to offer natural patterns like those found in marble and stones. These traits provide a luxurious look with maximum versatility.



Resia



v3   **BRAIES**
SK 01 ST



v3   **RESIA**
SK 02 ST



v4  **ORSI**
SK 06 ST

24 x 48

SQ FT / PALLET: 271.25

24 x 24

SQ FT / PALLET: 232.5

PORCELAIN COLLECTION

UNICO 2.0

COPING | 20MM



SLIGHT
VARIATION




MODERATE
VARIATION



HIGH
VARIATION



Enhance your outdoor spaces with our premium porcelain coping available in a variety of styles to complement multiple porcelain paver lines.



Glacier



v2 CLEAR
GC 01



v2 IDEAL
GC 03



v2 ABSOLUTE
GC 06

DESIGN TIP

Perfect for pool edges, garden walls, and steps, this coping delivers a refined, modern look with lasting durability and easy maintenance.



v4 DAYLIGHT
NN 01 ST



v4 EMBER
NN 02 ST



v3 HONEY
NN 03 ST



v3 GLACIER
QR 01 NAT



v3 MOUNTAINS
QR 02 NAT



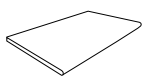
v3 WATERFALL
QR 03 NAT



v3 RIVER
QR 04 NAT



v3 MANTLE
QR 05 NAT



12 x 24 x 3/4
UNICO 2.0

PCS / PALLET: 108



I WALLS

Add structural beauty and functionality to your garden landscape with freestanding and retaining wall systems. Explore a wide range of block shapes and colors to achieve the look you want.

- 80 Ashlar Tandem™
- 82 Diamond Pro® Air Straight
- 83 Diamond Pro® PS Quarried
- 84 Diamond Pro® PS Smooth
- 85 Melville Tandem™
- 86 Melville™ Wall
- 88 Shelton Wall™
- 90 Steeple Crest™
- 92 Weston Stone™



DEVELOPED BY
ANCHOR
DIAMOND
WALL INDUSTRY EXPERTS

Belgard wall products are backed by the industry's foremost team of experts in the manufacturing, engineering, installation, and design of wall systems.


natural collection

ASHLAR TANDEM™


FREESTANDING | RETAINING



Virtual joints and a chiseled face create the look of a random stone facade for the versatile Tandem system that can build pillars, garden walls and stylish outdoor kitchens and features.



Victorian



Toscana & Victorian

IDEA STARTER
 Create a cohesive outdoor space with Ashlar Tandem seat walls, water features, fire features and vertical gardens.



TOSCANA



VICTORIAN

H x W x D

7 x 13³/₁₆ x 2⁵/₈

7 x 15¹³/₁₆ x 2⁵/₈

7 x 18⁷/₁₆ x 2⁵/₈

3-PIECE
 SQ FT/PALLET: 70.1

3¹/₄ x 24 x 15

ASHLAR WALL CAP
 PCS/PALLET: 32

3¹/₄ x 24 x 24

ASHLAR COLUMN CAP
 PCS/PALLET: 16

Construction pieces available. Scan product QR code for details.

NEW



heritage collection

DIAMOND PRO[®] AIR STRAIGHT

RETAINING



With a rugged split-stone face and crisp edges, this lightweight retaining wall delivers an organic feel for retaining and terraced walls.



GRAY

SANDSTONE

H x W x D

8 x 18 x 11.5

WALL BLOCK
SQ FT/PALLET: 36

8 x 17 1/4 x 7 1/2

CORNER
SQ FT/PALLET: 60

4 x 18 x 12

UNIVERSAL CAP
PCS/PALLET: 64


natural collection

DIAMOND PRO® PS QUARRIED


RETAINING



Inspired by the look of natural unearthed stone, these blocks pair the time-tested strength of a Diamond Pro Retaining Wall System with the installation ease of a pin locator system.



Victorian



Victorian



ASHWOOD



VICTORIAN

H x W x D

8 x 18 x 12

WALL BLOCK
SQ FT / PALLET: 32

8 x 17¼ x 7½

CORNER
SQ FT / PALLET: 36

3¼ x 24 x 15

ASHLAR TANDEM CAP
PCS / PALLET: 32


PS: Pin System
Pins sold separately

metropolitan collection

DIAMOND PRO[®] PS SMOOTH RETAINING



A refined appearance with clean lines and the strength of Diamond Pro Retaining Wall Systems, this wall provides a modern touch and is efficiently installed with a pin system.




Rio



GRAPHITE



RIO



Rio

H x W x D

8 x 18 x 12

WALL BLOCK
SQ FT/PALLET: 32

8 x 17¹/₄ x 7¹/₂

CORNER
SQ FT/PALLET: 36

2³/₈ x 15³/₄ x 23⁵/₈

MELVILLE COPING
SQ FT/PALLET: 55.125

PS: Pin System
Pins sold separately


metropolitan collection

MELVILLE TANDEM™

FREESTANDING | RETAINING



A distinctive smooth face and large format size provides a modern aesthetic for a wide variety of outdoor living projects including retaining walls, kitchens, built-in seating and more.



IDEA STARTER

Use retaining walls to convert unusable sloped space into a multi-dimensional outdoor living area.

R10

H x W x D

7 x 13⁹/₁₆ x 2⁵/₈

7 x 15⁹/₁₆ x 2⁵/₈

7 x 18⁷/₁₆ x 2⁵/₈

2 x 20 x 13

3-PIECE
PCS/PALLET: 72

MELVILLE CAP
PC/S/PALLET: 32

Construction pieces available. Scan product QR code for details.


metropolitan collection


MELVILLE™ WALL

GARDEN | FREESTANDING



Distinctive smooth faces, subtle edges and clean design make this wall stand out for the modern aesthetics it provides. System is comprised of a double-sided wall unit, along with a matching cap.





Rio

DESIGN TIP

Integrate the matching cap into wall designs to create depth and provide a contemporary look. For a dramatic effect, add hardscape lights for ambiance and safety.



ANTHRACITE



RIO



SCANDINA GRAY

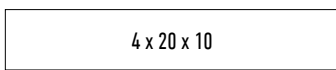


VICTORIAN

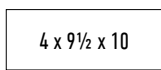


HICKORY

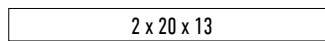
H x W x D



WALL BLOCK
SQ FT/PALLET: 26.6



WEDGE*
PCS/PALLET: 72



MELVILLE CAP
PCS/PALLET: 72

**Wedge unit is only available in Anthracite, Scandina Gray and Hickory*


heritage collection

SHELTON WALL™


FREESTANDING | RETAINING



Exuding old world charm with its rustic finish and earth tone blends, this multi-piece wall system offers multi-dimensional character and installation flexibility.



Victorian



Victorian

IDEA STARTER

Not just for walls! Use various configurations of Shelton Wall blocks in straight, curved, tiered or raised designs to easily customize your garden layout.



ASHWOOD



ASPEN



RIO



SCANDINA GRAY



VICTORIAN

H x W x D

6 x 6 x 10

6 x 12 x 10

6 x 16 x 10

3 x 12 / 8 x 12

3-PIECE
SQ FT / PALLET: 38.75

3" TEXTURED CAP
PCS / PALLET: 72


heritage collection

STEEPLE CREST™


FREESTANDING | RETAINING



The smooth face and crisp edges of this multi-piece wall system add depth and variety for a modern look with a hint of old-world charm.



Aspen



Rio

FINISHING TIP

To highlight textural beauty and add illumination, integrate LED hardscape lights into retaining walls and seat walls.



ASHWOOD



ASPEN



RIO



SCANDINA GRAY



VICTORIAN

H x W x D

6 x 6 x 10

6 x 12 x 10

6 x 16 x 10

3 x 12 / 8 x 12

3-PIECE
SQ FT / PALLET: 25.83

3" SMOOTH CAP
PCS / PALLET: 72


heritage collection

WESTON STONE™


GARDEN | FREESTANDING



Offering the look of tumbled cut stone, this wall block is double-sided for the design flexibility to create a wide variety of garden walls and outdoor living features.



Victorian



Rio

DESIGN TIP

Use Marina Coping as a cap for walls created with Weston Stone, as shown on the opposite page. The rounded edge is ideal for seat walls or for adding textural contrast in your design.



RIO



VICTORIAN

H x W x D

4 x 12 x 8

SQ FT / PALLET: 42





COPING, EDGERS & STEPS

Functional and aesthetic accessories increase the longevity and performance of your Belgard hardscape. From bullnose pool coping to dimensional edging, these additions provide perfect finishes.

- 96 **Anglia Edger[®]**
- 97 **Landings[™] Step**
- 98 **Marina[™] Coping**
- 99 **Melville[™] Coping**

NATURAL COLLECTION

ANGLIA EDGER®


EDGER



Large edger units feature a chiseled finish and tapered edges to provide an elegant complement to driveways, patios, walkways and flower beds.



Victorian



Toscana



TOSCANA



VICTORIAN

5¼ x 8½ x 8

5¼ x 10½ x 8

5¼ x 15½ x 8

5¼ x 18 x 8

4-PIECE

SQ. FT. / PALLET: 69.75

NATURAL COLLECTION

LANDINGS™


STEP



The look of quarried limestone on one face adds grand style to landscape level changes, while the smooth face of the remaining sides allows for greater design flexibility.



FOUNDRY



GRAPHITE



TOSCANA



VICTORIAN

6 x 48 x 18


HERITAGE COLLECTION

MARINA™

COPING | 60MM



The smooth surface texture and refined, rounded edges make this bullnose coping a classic finishing touch to enhance pools and a variety of outdoor features.



Graphite



GRAPHITE



VICTORIAN



Victorian

6 x 12 x 2 3/8

LN FT / PALLET: 63

METROPOLITAN COLLECTION

MELVILLE™


COPING | 60MM



The smooth face and contemporary lines of this bold coping provide an elegant finishing touch for pools, steps and outdoor features.



Graphite



Graphite



GRAPHITE

RIO

15³/₄ x 23⁵/₈ x 2³/₈

LN FT / PALLET: 55.125



KITCHENS & FIRE FEATURES

Start living in your new space sooner with our innovative outdoor living systems and kits. These durable systems offer enhanced functionality and significantly faster installation without sacrificing style.

- 102 Artforms™ Modular Panel System
- 104 Bordeaux™ Series
- 106 Melville™ Series
- 108 Melville™ Fire Pit
- 109 Weston Stone™ Fire Pit



METROPOLITAN COLLECTION

ARTFORMS™

MODULAR PANEL SYSTEM



MODULAR
SIZING



Innovative large-format modular panels offer contemporary lines and the versatility to create unlimited architectural features for outdoor living spaces.



Scandina Gray & Midnight



Scandina Gray & Midnight



Scandina Gray

HGTV DREAM HOME
PROUD SPONSOR 2024

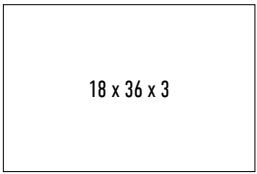
Artforms was featured in the 2024 HGTV® Dream Home in St. Augustine, Florida.
Belgard.com/HGTVdreamhome



MIDNIGHT

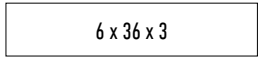


SCANDINA GRAY



18 x 36 x 3

PCS / PALLET: 18



6 x 36 x 3

PCS / PALLET: 21


NATURAL COLLECTION

BORDEAUX™ SERIES

GRILL ISLAND & FIRE FEATURES



In timeless stackstone design with accents that emulate polished limestone, the components of this series transform outdoor living spaces with a coordinated, cohesive look.



*Fireplace & Wood Boxes
in Pewter / Midnight*



Linear Fire Table
in Sienna / Buff



PEWTER / MIDNIGHT



PEWTER / BUFF



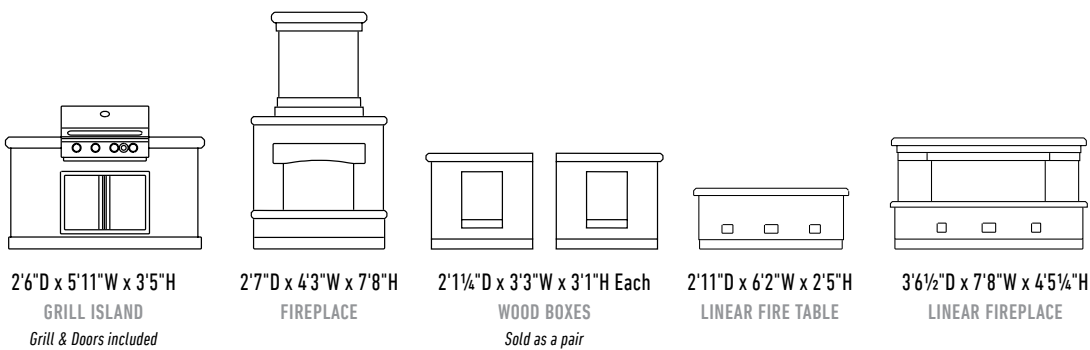
SIENNA / BUFF



SIENNA / MIDNIGHT



Fireplace & Wood Boxes
in Sienna / Midnight



PLEASE NOTE: All of our fireplaces and fire pits come standard as wood-burning units. However, our fireplaces and fire pits can be retro-fitted for gas burning log sets and burners. Please contact us for more details at 877-235-4273.

Be sure to check with your local municipality for any codes that may affect your installation. Grill island includes stainless grill and door set. Grill is available in propane or natural gas. Must be specified when placing order.

METROPOLITAN COLLECTION

MELVILLE™ SERIES

GRILL ISLAND & FIRE FEATURES




Stunning linear design features a smooth face and subtle edges to deliver a sleek, contemporary style. Components work together to provide a cohesive finished look.



Fireplace & Wood Boxes



Grill Island

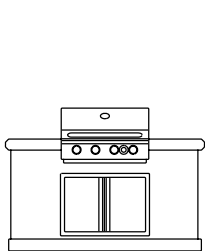


Linear Fire Table


DESIGN TIP
 To create a cohesive look, construct landscape walls and built-in seating with Melville Wall. See page 86



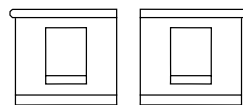
SCANDINA GRAY / MIDNIGHT



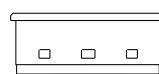
2'6" D x 5'11" W x 3'5" H
 GRILL ISLAND
 Grill & Doors included



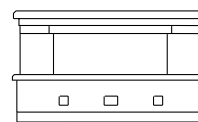
27" D x 4'3" W x 7'8" H
 FIREPLACE



2'1 1/4" D x 3'3" W x 3'1" H Each
 WOOD BOXES
 Sold as a pair



2'11" D x 6'2" W x 2'5" H
 LINEAR FIRE TABLE



3'6 1/2" D x 7'8" W x 4'5 1/4" H
 LINEAR FIREPLACE

PLEASE NOTE: All of our fireplaces and fire pits come standard as wood-burning units. However, our fireplaces and fire pits can be retro-fitted for gas burning log sets and burners. Please contact us for more details at 877-235-4273.
 Be sure to check with your local municipality for any codes that may affect your installation. Grill island includes stainless grill and door set. Grill is available in propane or natural gas. Must be specified when placing order.

METROPOLITAN COLLECTION

MELVILLE™

FIRE PIT



Special wedge-shaped blocks of our smooth-faced Melville Wall create this circular fire pit to perfectly complement our Melville Series of walls and outdoor features.



Anthracite



ANTHRACITE



SCANDINA GRAY



HICKORY

ROUND FIRE PIT

54³/₈" outside diameter

34³/₈" inside diameter

Stacks 4 rows high

Cap sold separately.

Elements inserts sold separately.

See page 99

4 x 9¹/₂ x 10

Also available tumbled.

PLEASE NOTE: All of our fire pits come standard as wood-burning units. However, our fireplaces and fire pits can be retro-fitted for gas burning log sets and burners. Please contact us for more details at 877-235-4273.

Be sure to check with your local municipality for any codes that may affect your installation.


HERITAGE COLLECTION

WESTON STONE™

FIRE PIT



The natural tumbled stone appearance of this fireplace brings a classic, timeless look to any outdoor space, creating a captivating focal point.



Victorian



RIO



VICTORIAN

SQUARE FIRE PIT

58" outside diameter
43" inside diameter
Stacks up to 4 rows high
Fire insert is sold separately.
ElementsHome.com

4 x 12 x 8



A photograph of an outdoor patio area at night. The patio is paved with large, irregular, light-colored stone pavers. A low, dark stone wall runs along the edge of the patio. Underneath the wall, there are several recessed lighting fixtures that are illuminated, casting a warm, yellow glow. In the background, there are some green plants and a dark, rounded object, possibly a lamp or a piece of furniture.

I ACCESSORIES

Add final touches to your outdoor space with our accessories. From outdoor heaters to lighting, our selection includes products that offer comfort, functionality and aesthetics.

112 Heat & Shade

114 Elements™

116 Lighting

118 Paver Care


FINISH YOUR SPACE

ENHANCED COMFORT & AESTHETICS



SCAN HERE

WANT MORE
STYLE OPTIONS?
ELEMENTSHOME.COM



SHADE + PRIVACY

Elements™ Pergolas and Decorative Screen Panels are the ideal way to customize your space with added shade, privacy or decorative accents. With a variety of biophilic or architectural patterns to choose from, create a unique look that enhances your personal sense of style.

Decorative Screen Panels can be incorporated throughout your backyard to tie the design together. In addition to Pergola accents and stand-alone kits, incorporate panels into selected vinyl fencing styles, as a vinyl or aluminum railing infill option, or as an alternative to under-deck lattice.

DESIGN TIP

PERGOLAS *(decorative screen panels sold separately)*

Define your space and filter the sunlight without blocking airflow. Add wall panels for additional privacy.



Standard Pergola



Pergola with Side Wall

OUTDOOR HEATERS

Extend your outdoor living season into the cooler months with our new outdoor heaters.




Elements Classic White
Slimline Electric Heater



PRIVACY SCREENS *(decorative screen panels sold separately)*

Easily customize your space by configuring panels as the border of an outdoor room.



Decorative Screen
Panel Frame Kit

DECORATIVE SCREEN PANELS

Choose from a variety of architectural styles for a personalized look.



Freesia



Aztek

ENHANCED OUTDOOR LIVING
ELEMENTS™
 APPLIANCES & ACCENTS



WANT MORE KITCHEN, FIRE
 OR WATER FEATURES?
 ELEMENTSHOME.COM

SCAN HERE



FIRE PITS & BOWLS

Artisan fire features and planters to enhance the style of your space.



Artisan Cast Stone
 Rectangle Fire Pit




Artisan Cast Stone
 Square Bowl

FIRE PIT INSERTS

Burner kits and inserts for easy installation of fire features.



Elements Round Gas
 Fire Pit Burner Kit



Smoke-less
 Fire Pit Insert

ARTFORMS™ + ELEMENTS™

Our Artforms™ Modular Panel System is designed to work seamlessly with Elements™ appliances and accessories for the efficient installation of contemporary outdoor kitchens and living rooms.

See page 102

For outdoor living room and kitchen design ideas using Artforms and Elements, download our Idea Book.



DESIGN TIP



OUTDOOR COOKING *(carts available for freestanding options)*

Gourmet cooking appliances for outfitting your outdoor kitchen including grills, burners, smokers and more.



Elements Blue Diamond Kamado



Elements Griddle



Elements Pro Built-In Grill

OUTDOOR KITCHEN STORAGE

Storage and refrigeration for enhancing functionality.



Elements 2-Bin Trash Door



Elements Double Drawers



Elements 22" Outdoor Refrigerator

OUTDOOR LIVING

LIGHTING SOLUTIONS



WANT MORE LIGHTING OPTIONS?
BELGARD.COM/LIGHTING

SCAN HERE



WALL & POST SCONCE LIGHTS

Enhance visibility and illuminate entrances for guests.


COLOR CHANGING
R G B C W



Traditional Up & Down Sconce



Modern Sconce




BISTRO LIGHTS

Add a festive vibe to your space for outdoor entertaining.



Hanging Edison Bistro Lights



HARDSCAPE LIGHTS

Incorporate into walls, features and stairways for improved safety.


COLOR CHANGING
R G B C W



Replaceable LED Step & Wall Light

COLOR CONTROL APP

Our lighting fixtures and lamps feature RGB color control as well as kelvin (warm - cool white), dimming, and zone control via Bluetooth® connection from your device. Search for “Tru-Scapes” in the app store.



Incorporate lighting in your design plans. Illumination increases the amount of time you can spend outdoors, provides safety, creates ambiance and enhances the beauty of your design.

DESIGN TIP



PILLAR LIGHTS

Extend time outside by lighting up columns and pillars.



Noble Pillar Light




PAVER LIGHTS

Incorporate into patio borders and walkway paver patterns for improved visibility.



Traditional Low Voltage LED Paver Lights



DOT LIGHTS

Install into pavers, slabs or decking to sprinkle illumination throughout your space.



2.5" In-Ground LED Dot Light

MAINTENANCE & PROTECTION

PROTECT YOUR INVESTMENT

For 40 years, Techniseal® products have been trusted by residential and commercial hardscape installers. As a one-stop shop, Belgard offers Techniseal sealers, adhesives and edging to help you protect your purchase and achieve long-lasting results.



WANT MORE
PRODUCT OPTIONS?
BELGARD.COM/TECHNISEAL

SCAN HERE



REMOVE STAINS

Tackle tough surface stains with specially formulated stain removers.



Rust stain remover

Dirt & grease stain remover

ELIMINATE EFFLORESCENCE

Maintain and restore the beauty of your hardscape surfaces.



Paver restorer removes haze created by some polymeric sands

Paver Prep dislodges efflorescence and ground-in dirt

PREVENT WEEDS & EROSION

Enhance aesthetics, durability and stability of paver projects.



The smart choice for everyday installations

High-performance, the only real no-haze, no-dust alternative



Allow your pavers to cure prior to sealant application. Discuss with your contractor, as cure time varies by climate. Maintain the long-term beauty of your pavers by cleaning and resealing every 3 to 5 years.

MAINTENANCE TIP



STAIN RESISTANCE


Protect pavers or enhance color with top quality sealers.



Natural look with matte finish, preserves the natural beauty of pavers



Color Boost CB+ matte finish, enhances the color of pavers



ENHANCE STABILITY

NextGel™ technology ensures stability of patios and walkways.



Fortified hardscape concrete edging



SUPERIOR STRENGTH

Bond construction materials 50% faster (8-minute bond time).



Hardscape foam adhesive



LIFETIME TRANSFERABLE LIMITED WARRANTY

WE COVER A LOT OF GROUND

- TRANSFERRABLE WARRANTY
- TIMELY INVESTIGATIONS
- REPLACEMENT OF DEFECTIVE PRODUCT AT NO CHARGE

Oldcastle APG ("Belgard") is proud to inform you that all of our interlocking concrete paver and retaining walls ("Products") meet and/or exceed the requirements of ASTM C-936 and ASTM C-1372. Belgard guarantees its Products against these standards for the lifetime of the Product defined by ICPI. This guarantee does not apply to splitting, chipping or other breakage that could be caused by impact, abrasion or overloading. This warranty is transferable. The original proof of purchase is required.

This warranty is only valid if the material is installed under the guidelines of the CMHA or the Belgard Installation Guideline Manual. Improper installation voids this warranty. This warranty is for residential applications only and does not apply to commercial applications. It is recommended that the job is installed by a Belgard Contractor Program participant who guarantees their workmanship for a minimum of 3 years from the date of install. For warranty service, contact Belgard at 1-877-BELGARD. A service representative will investigate your claim within 10 business days. If the Belgard product fails to meet the specifications, Belgard will replace the defective product at no charge. Color matching cannot be guaranteed. Belgard will not be responsible for any replacement labor, consequential damages or incidental damages. This warranty gives you specific legal rights, and you may also have other rights which vary from state to state. Some states do not allow for the exclusion or limitation of incidental or consequential damages, so the above limitation or exclusion may not apply to you.

The warranties in this limited warranty are the only warranties applicable to the veneer products. There are no other warranties, representations, or conditions of any kind, express or implied, statutory or otherwise, with respect to the interlocking concrete paver or retaining wall products supplied by manufacturer, including, but not limited to, any implied warranties of merchantability or fitness for a particular purpose. All such warranties are hereby specifically disclaimed and manufacturer shall have no liability therefor, notwithstanding (1) manufacturer's actual knowledge of any intended use of the interlocking concrete paver or retaining wall products or (2) any advice or representations that may have been rendered by manufacturer concerning the design, manufacture, fabrication, sale, use, installation or provision of the interlocking concrete paver or retaining wall products. No statement, product, or description by manufacturer or its employees or other representatives, in addition to or beyond this limited warranty shall constitute a warranty. Buyer agrees that its sole and exclusive remedies for breach of this limited warranty, and the sole and exclusive obligations of manufacturer with respect to any claims for breach of this limited warranty, shall be those remedies expressly set forth herein.



REGISTER YOUR WARRANTY

[Belgard.com/Warranty](https://www.belgard.com/Warranty)

EXPLORE THE 2025

COLOR PALETTE

Explore the variety of colors within our portfolio palette. Color options do vary by product. Please refer to the individual product pages in this catalog or contact your Belgard Sales representative for specific availability.



Due to the natural materials in our products, colors may vary from those shown in our catalog. We recommend viewing actual product samples to ensure the perfect color and finish for each project.

SOLIDS

Consistent color tone used throughout products used primarily for design accents or to create a neutral backdrop.



MIDNIGHT*



GRAPHITE



ROSEWOOD*



FOUNDRY*



SANDSTONE**



GRAY

*Available in Pavers Only **Available in Walls Only

STONE-ON-STONE

Variations of the same color in adjacent shades and tones, typically used for products with contemporary aesthetics.



ANTHRACITE**



SHADED GRAY



RIO



HICKORY



SEPIA*



CHESWICK*



SCANDINA GRAY

*Available in Pavers Only **Available in Walls Only

BLEND S

Blends of three or more complementary or contrasting colors, creating a more dramatic look.



VICTORIAN




ASHWOOD



TEAK*



ASPEN*



TOSCANA

*Available in Pavers Only **Available in Walls Only



COLLECTION REFERENCE CHART

PAVERS	ARTISAN	METROPOLITAN	NATURAL	HERITAGE	ENVIRONMENTAL	PORCELAIN
Aqua Dublin®					●	
Aqualine™					●	
Basalt™	●					
Brooklyn™				●		
Cambridge Cobble®				●		
Charlestone™				●		
Dimensions™		●				
Dublin Cobble®				●		
Empire™	●					
Geometric Shapes		●				
Glocal						●
Holland Stone				●		
Jurupa						●
Mega-Arbel®			●			
Noon						●
November						●
Origins™			●			
Papyrus™	●					
Plaza™		●				
Quarziti 2.0						●
Silverlake						●
Turfstone™					●	

COPING, EDGERS & STEPS	ARTISAN	METROPOLITAN	NATURAL	HERITAGE	ENVIRONMENTAL	PORCELAIN
Anglia Edger			●			
Landings™ Step			●			
Marina™ Coping				●		
Melville™ Coping		●				
Unico 2.0						●

WALLS	ARTISAN	METROPOLITAN	NATURAL	HERITAGE	ENVIRONMENTAL	PORCELAIN
Ashlar Tandem™			●			
Diamond Pro® Air				●		
Diamond Pro® PS Quarried			●			
Diamond Pro® PS Smooth		●				
Melville Tandem™		●				
Melville™ Wall		●				
Shelton Wall™				●		
Steeple Crest™				●		
Weston Stone™				●		

KITCHENS & FIRE FEATURES	ARTISAN	METROPOLITAN	NATURAL	HERITAGE	ENVIRONMENTAL	PORCELAIN
Artforms™		●				
Bordeaux™ Series			●			
Melville™ Fire Pit		●				
Melville™ Series		●				
Weston Stone™ Fire Pit				●		


ARTISAN Hand-tooled. Contemporary.	METROPOLITAN Smooth finish. Clean lines.	NATURAL Stone textures. Sculpted.	HERITAGE Tumbled or soft edges. Split face.	ENVIRONMENTAL Permeable. Eco-friendly.	PORCELAIN High style. Unbeatable durability.
---	---	--	--	---	---



BELGARD
PAVES THE WAY

RESOURCES


FOR THE HOMEOWNER



PROJECT
PLANNING GUIDE



DIGITAL
CATALOG



BELGARD
FINANCING

FOR THE PRO



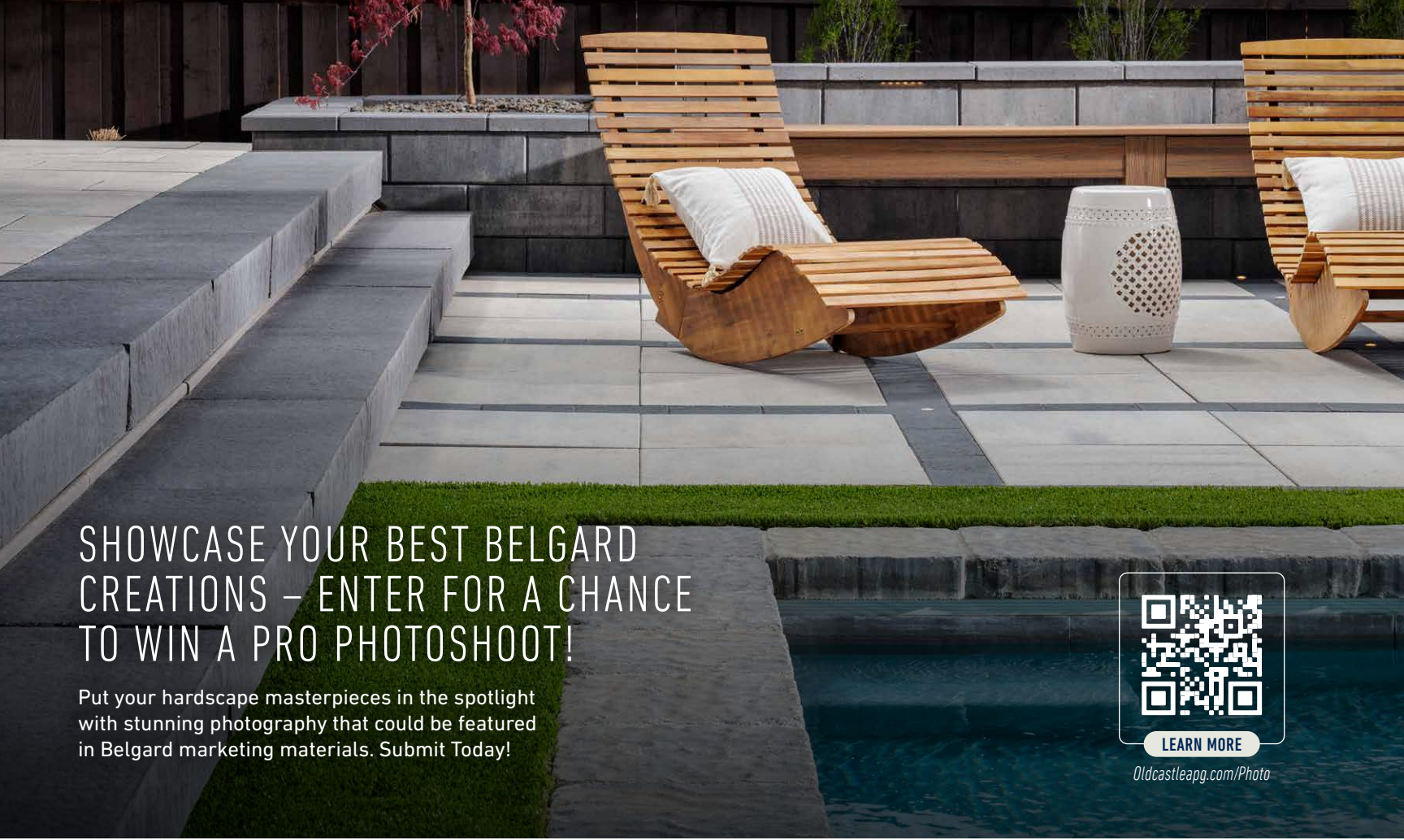
INSTALLATION
RESOURCES



PRODUCT
SPECIFICATIONS



FIND MY
REP



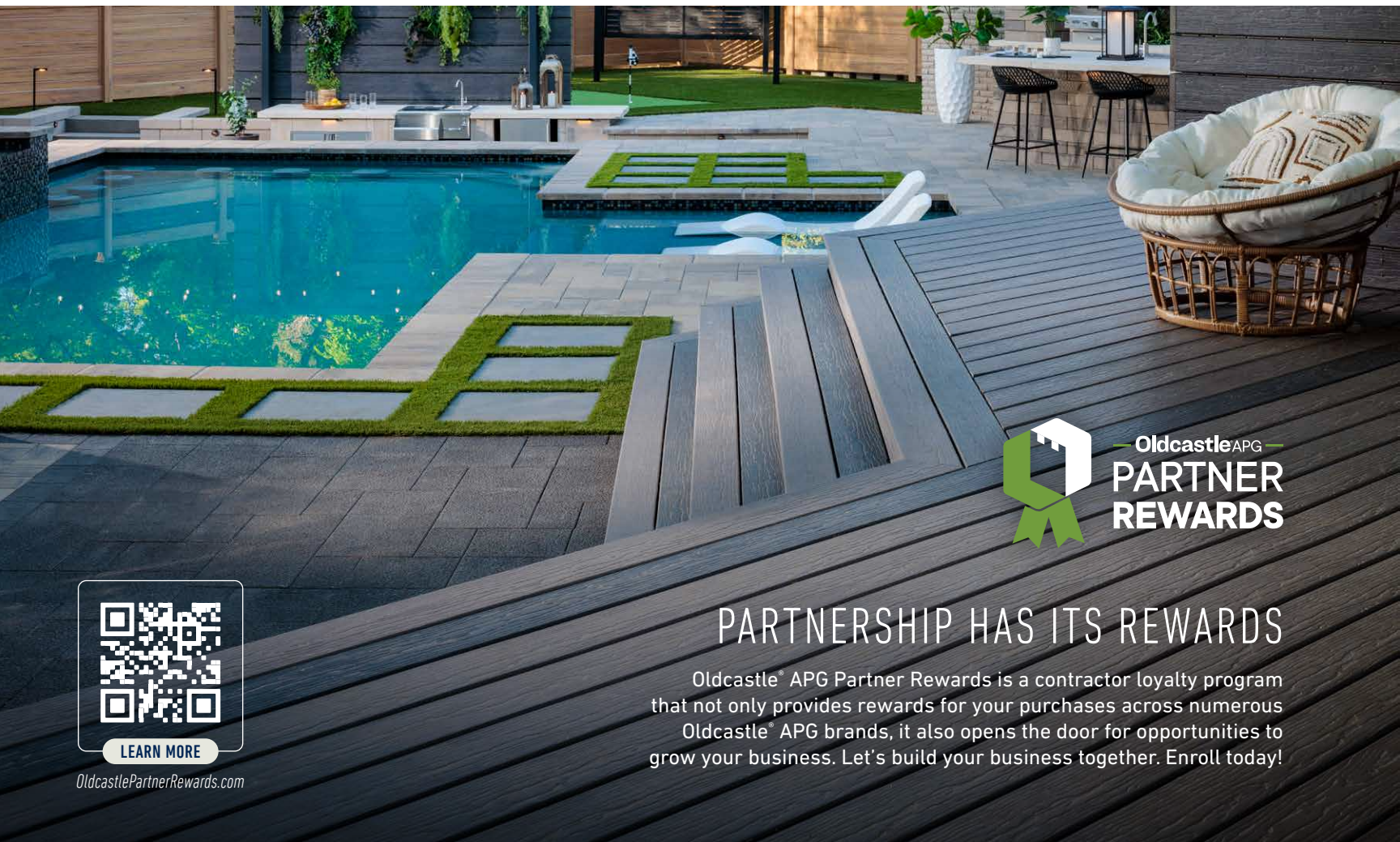
SHOWCASE YOUR BEST BELGARD CREATIONS – ENTER FOR A CHANCE TO WIN A PRO PHOTOSHOOT!

Put your hardscape masterpieces in the spotlight with stunning photography that could be featured in Belgard marketing materials. Submit Today!



LEARN MORE

Oldcastleapg.com/Photo



Oldcastle^{APG}
**PARTNER
REWARDS**

PARTNERSHIP HAS ITS REWARDS

Oldcastle[®] APG Partner Rewards is a contractor loyalty program that not only provides rewards for your purchases across numerous Oldcastle[®] APG brands, it also opens the door for opportunities to grow your business. Let's build your business together. Enroll today!



LEARN MORE

OldcastlePartnerRewards.com

NOTES



NORTH SALT LAKE







333 S. Redwood Road
North Salt Lake, UT 84054
Ph: 1-800-800-4004

LOVELAND

1820 E / CO-402
Loveland, CO 80537
Ph: 970-669-0535

National Ph: 877-235-4273

STAY CONNECTED

-  OutdoorLivingByBelgard
-  @BelgardOutdoorLiving
-  BelgardOutdoorLiving
-  Belgard.com/Blog
-  Belgard
-  Belgard

PRODUCT INDEX

PAVERS AND SLABS

- Aqua Dublin®32
- Aqualine™33
- Basalt™34
- Brooklyn™36
- Cambridge Cobble®38
- Charlestone™40
- Dimensions™ 42-47
- Dublin Cobble®48
- Empire™49
- Geometric Shapes50
- Holland Stone51
- Mega-Arbel®52
- Origins™ 53-57
- Papyrus™58
- Plaza™60
- Turfstone™61

PORCELAIN

- Glocal64
- Jurupa.....66
- Noon68
- November.....70
- Quarziti 2.0.....72
- Silverlake74
- Unico 2.0.....76

WALL SYSTEMS

- Ashlar Tandem™80
- Diamond Pro® Air Straight82
- Diamond Pro® PS Quarried83
- Diamond Pro® PS Smooth84
- Melville Tandem™85
- Melville™ Wall86
- Shelton Wall™88
- Steeple Crest™90
- Weston Stone™92

COPING, EDGERS & STEPS


- Anglia Edger®96
- Landings™ Step97
- Marina™ Coping98
- Melville™ Coping99

KITCHENS & FIRE FEATURES

- Artforms™ Modular Panel System 102
- Bordeaux™ Series 104
- Melville™ Series..... 106
- Melville™ Fire Pit 108
- Weston Stone™ Fire Pit 109

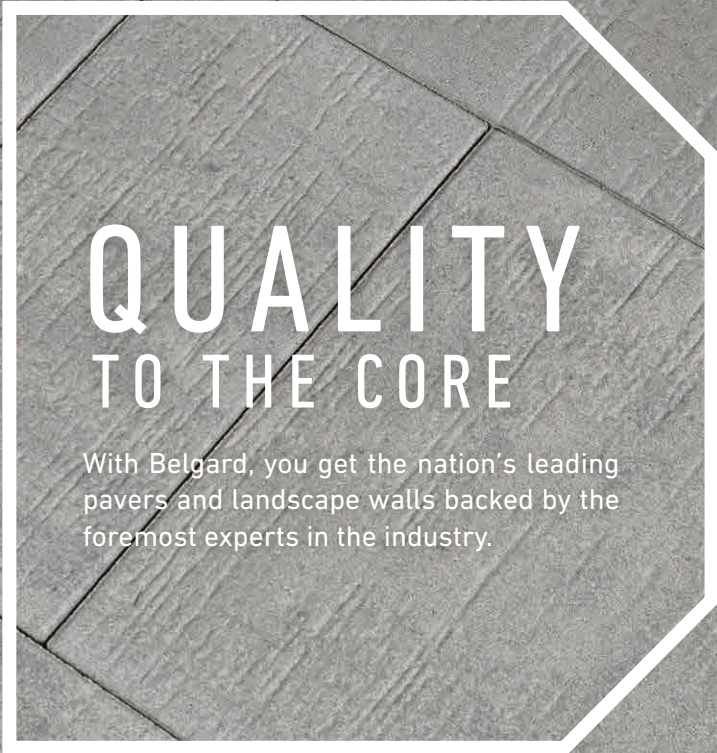
ACCESSORIES

- Heat & Shade 112
- Elements™ 114
- Lighting..... 116
- Paver Care..... 118



QUALITY TO THE CORE

With Belgard, you get the nation's leading pavers and landscape walls backed by the foremost experts in the industry.



BELGARD.COM

© Copyright 2025 Oldcastle APG, Inc. All Rights Reserved. BEL24-D-259482

PICTURED ON THE COVER:
DIMENSIONS™ 18, ARTFORMS™ FIRE PIT & MELVILLE™ WALL
CONTRACTOR: NEW LIFE LANDSCAPE